

# **ORDINARY COUNCIL MEETING**

## **ATTACHMENTS BOOKLET - Part Three Items 11.1, 12.4 and 12.5**

### **Under Separate Cover**

**Tuesday, 16 May 2023**

## Table of Contents

9.2	Draft Planning Agreement Policy and Procedures Manual - Post-Exhibition	
	Attachment 1 Submission.....	5
	Attachment 2 Draft CCBC Planning Agreement Policy and Procedures Manual_July 2022 .....	6
	Attachment 3 NSW Government Planning Agreements_Practice Note_Feb 2021 .....	42
9.3	City of Canada Bay draft Planning Studies - North Strathfield, Concord and Five Dock Metro Precincts - Report on Submissions	
	Attachment 1 Attachment 1 - Report on Submissions - Sydney Metro West Planning Study - Exhibition 2.....	63
	Attachment 2 Attachment 2 - Canada Bay Metro Public Exhibition Outcomes of Survey Report .....	162
	Attachment 3 Attachment 3 - Draft CCB Sydney Metro Local Planning Study Stage 3 - Five Dock .....	198
	Attachment 4 Attachment 4 - Draft Sydney Metro Local Planning Study Stage 3 - Concord.....	220
	Attachment 5 Attachment 5 - Draft Sydney Metro Local Planning Study Stage 3 - North Strathfield .....	241
	Attachment 6 Attachment 6 - Draft Sydney Metro West Planning Study Stage 1 Background and Strategic Context Review .....	264
	Attachment 7 Attachment 7 - Draft CCB Urban Design Framework Stage 3.....	321
9.4	Planning Proposal (PP2022/0003) - Recreation Facilities (Indoor) in R1 General Residential Zone - Additional Permitted Use	
	Attachment 1 Planning Proposal (PP2022-0003) - Recreation Facilities (Indoor) - May 2023 .....	385
	Attachment 2 Report on submissions - PP2022-0003 - Recreation Facilities (Indoor) in R1 zone .....	429
10.1	City of Canada Bay Local Traffic Committee Minutes - 27 April 2023	
	Attachment 1 Traffic Committee Minutes - 27 April 2023 .....	440
	Attachment 2 ITEM 1 - Marquet Street - Concept Plan .....	452
	Attachment 3 ITEM 2 - Rodd Road - Concept Plan - Angled Parking Restriction.....	453
	Attachment 4 ITEM 3 - Waterview St.....	454
	Attachment 5 ITEM 4 - Strathfield Triangle No Stopping.....	455
	Attachment 6 ITEM 5 - Kokoda St .....	456
10.3	Response to Council Resolution Regarding Tree Canopy Matters	
	Attachment 1 Urban Tree Canopy Strategy 2019 .....	457
11.1	City of Canada Bay Culture Plan and Associated Policies	

Attachment 1	Draft City of Canada Bay Culture Plan.....	544
Attachment 2	Draft Art Collection Policy .....	655
Attachment 3	Draft Creative Hoarding Policy.....	665
Attachment 4	Draft Community Events Strategy and Policy .....	671
12.4	Third Quarter Budget Review - January to March 2023	
Attachment 1	Quarterly Budget Review Statement March 2023 - Quarter 3 .....	684
Attachment 2	Capital Works Program Report 31 March 2023.....	699
12.5	Cash and Investments Report for April 2023	
Attachment 1	Investment Reports for April 2023 .....	702

# OUR CREATIVE CITY

DRAFT CULTURAL PLAN

20  
33





## translation information

### ENGLISH

If you do not understand this information, please come to the Council or contact the Telephone Interpreter Service (TIS) on 13 14 50 and ask them to connect you to Council on 9911 6555. We will try to answer your enquiries by using an interpreter.

### ITALIAN

Se hai difficoltà a capire questo document presentati direttamente all'ufficio del Comune, oppure telefona al Servizio Telefonico Interpreti (TIS, numero di telefono 13 14 50) e chiedi di essere messo in contatto con l'ufficio del Comune (numero di telefono 9911 6555). Cercheremo di rispondere alle tue domande con l'aiuto di un interprete.

### GREEK

Αν δεν καταλαβαίνετε αυτές τις πληροφορίες, παρακαλούμε ελάτε στο Δήμο ή επικοινωνήστε με την Τηλεφωνική Υπηρεσία Διερμηνεων (TIS) στο 13 14 50 και ζητείστε να σας συνδέσουν με τον Δήμο στον αριθμό 9911 6555. Θα προσπαθήσουμε να απαντήσουμε στις ερωτήσεις σας χρησιμοποιώντας ένα διερμηνέα.

### SIMPLIFIED CHINESE


如果您对这些内容不理解，请向地方议会咨询或致电13 14 50 联系电话口译服务 (TIS)，并在他们的帮助下通过电话与9911 6555地方议会联系。我们将尽力通过口译员回答您的问。

### KOREAN

이 정보내용을 잘 이해하지 못 하신다면, 심의회(Council)로 방문해 주시거나, <13 14 50>으로 전화통역서비스를 이용하셔서 심의회(9911 6555)로 연결해 달라고 요청하시기 바랍니다. 통역사의 도움을 받아 귀하의 문의사항에 답변해 드리도록 하겠습니다.

# contents >

Acknowledgement of Country	<b>01</b>
Mayor's Message	<b>01</b>
Understanding the City of Canada Bay	<b>03</b>
Our Place and our People	<b>05</b>
Place	<b>06</b>
People	<b>07</b>
Cultural Development	<b>09</b>
Demand for Cultural Development	<b>10</b>
Benefits of Cultural Development	<b>11</b>
Our Approach to Cultural Development	<b>12</b>
Policy Context	<b>14</b>
Developing this Plan	<b>16</b>
Our Role	<b>18</b>
A Shared Vision	<b>20</b>
First Nations First	<b>21</b>
Creative Economy	<b>28</b>
Displaying Creativity	<b>36</b>
Diverse Cultures, Vibrant Events, and a Proud Heritage	<b>44</b>
How Will We Measure Our Progress	<b>53</b>
References and Resources	<b>53</b>
Acknowledgements	<b>56</b>



## acknowledgement **of country**

The City of Canada Bay acknowledges the Wangal clan, one of the 29 tribes of the Eora nation and the traditional custodians of this land. Council pays respect to Elders past, present, and emerging and extends this respect to all Aboriginal and Torres Strait Islander people living in or visiting the City of Canada Bay.

## **mayor's** message

Culture and creativity are essential to a healthy, vibrant, and thriving City. They provide context and heart to our places, give communities opportunities to come together, speak to our hopes for a shared future and reflect our heritage, history, and language.


The City of Canada Bay's Draft Cultural Plan is a strategic plan that captures our community's collective vision for the City of Canada Bay's artistic and cultural life until 2033. It incorporates the voices of our community gathered through workshops, online polls, surveys, and feedback provided in-person, over the phone and by email. Thank you to all who participated in this community engagement and shared with us your vision for the next eight years.



Through our consultation we heard from a wide and diverse spectrum of our community – from artists, art societies, cultural groups, businesses, young adults, and seniors. You told us that you value the creative economy, want more ways to show off and support our local artists, and that our City's events, festivals and multicultural heritage should take centre stage. You also expressed that our plan should place First Nations first and take pride in our Indigenous histories and contemporary culture.

These conversations have helped shape this Cultural Plan and its short, medium, and long-term aspirations. Like many metropolitan areas, Council expects the profile of our community to change significantly over the life of this plan, and you have also let us know that our creativity and culture will play an important role in bringing our community together for a stronger, healthier, and brighter future.

Thank you again to all who have given their feedback as part of this plan. I look forward to hearing more about your thoughts about our creative future and ways Council can foster a vibrant cultural life in the City of Canada Bay.



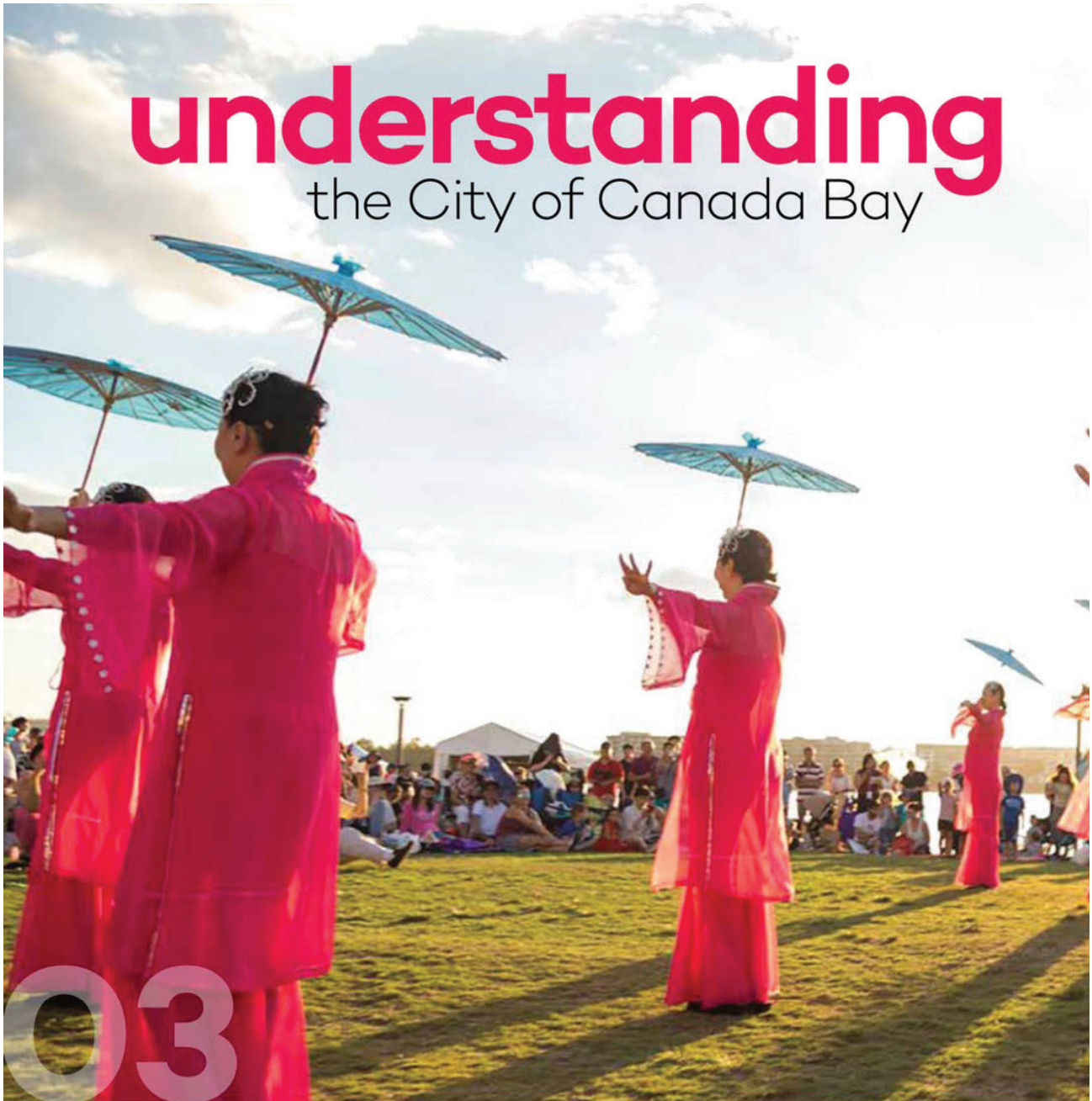
Mayor Angelo Tsirekas  
City of Canada Bay





# understanding

## the City of Canada Bay



The Wangal people are the traditional custodians of the City of Canada Bay and hold a deep connection to the landscape. The bushlands and foreshore areas were their lands, their home and part of the territory they were responsible for. Traditionally, the lives of the Wangal people were strongly focused around the harbour and its foreshore. The local area of Hen and Chicken Bay was a major meeting place for First Nations people from Port Jackson and the wider Sydney region. The

Parramatta River provided a place for traditional food gathering and the Wangal people also hunted animals, harvested plants, and gathered raw materials in the local area. Today, some First Nations people living in the area may still have ties to the Wangal people and the Eora nation, while others in our City are likely to have ties with other parts of New South Wales and Australia.

As one of the fastest growing local government areas in NSW,

our population is expected to rise to 132,249 in 2041. The area is also adjacent to Wentworth Point and Sydney Olympic Park, which are both expanding rapidly with an additional 56,000 residents connected to our key centres. These new communities around our core create new cultural experiences for our community. Our capacity to establish productive partnerships and links to the variety of cultural facilities and attractions is important to create ongoing and sustainable

The City of Canada Bay is a vibrant and attractive City in the heart of the inner west of Sydney. Our boundary, which is bordered by 36km of the Parramatta River, defines the area. Much of it is accessible public foreshore, and it is a place of increasing significance in the Sydney conurbation. Eat streets such as Majors Bay Road, heritage sites such as Yaralla, established centres like Five Dock and the emerging centre at Rhodes are defining our area as an attractive urban destination. A new generation of workers in creative and knowledge-based industries are relocating to our City and creating new demands, services, and attractions.



cultural experiences.

The City of Canada Bay has developed a focus on place management which defines our approach to cultural development. The aim is to turn spaces into places, giving people reason to stop and become involved and to create stronger and more strategic relationships with people around identifiable activity hubs whether they be suburbs like Rhodes, centres like Five Dock, parks like Cabarita

Park or facilities like the Five Dock Library. The focus on place management for cultural development addresses a place's history and heritage, stories, people, landscape, streetscape, and culture. It is about discovering what makes a place distinctive, authentic, and memorable, and the experience they have as individuals and communities. Cultural markers, public art and interpretive features can inform residents, visitors and future generations about the

significance and meaning of special places, people, and stories.

The City of Canada Bay Cultural Plan enables Council to develop a robust approach to cultural development through the development of appropriate infrastructure, support for creative industries and ensuring that the links between cultural identity and community wellbeing are energetic.

# our place and our people

City  
Area  
**19.9 km<sup>2</sup>**

**785**  
people  
employed in  
**Arts and  
Recreation**

(GRP) Gross  
Regional  
Product  
**\$7,382m**  
in 2021

**37,897**

**17**  
Suburbs

**36**  
kilometres of  
foreshore

Number of  
Businesses

Average GRP  
per capita (local workers)  
**\$180,560**

**138**  
community  
facilities  
in the local  
government area (LGA)

active library  
members

Population  
**89,667**

Local  
Workforce  
**40,884**

Number of  
Businesses

Average GRP  
per capita (local workers)  
**\$180,560**

**138**  
community  
facilities  
in the local  
government area (LGA)

active library  
members

Population  
projection

**2%**  
p.a. increase to

**2041**

**11,322**

**120,000**  
attendees of the 2022  
Ferragosto festival

**160,000+**  
participants in cultural events  
and sustainability workshops

**Over 12,000**  
participants in library  
programs annually

Our Creative City | Draft Cultural Plan 2023-2033

# place


**The City of Canada Bay has a land area of 19.9km<sup>2</sup> and an estimated population of 97,022 living in our 17 suburbs. Our area boasts 36 kilometres of Parramatta River foreshore and is a beacon to locals and visitors who flock to enjoy more than 300 open green recreation spaces and 348 hectares of open space.**

The traditional custodians of the City are the Wangal clan, who lived in an area called Wanne stretching from Birchgrove almost to Parramatta. The river was a rich food source and fishing was an important communal activity. There are seven midden sites in the City of Canada Bay. Rock engravings can still be seen at Ryde and Gladesville and hand stencils at Birchgrove, Chiswick, and Abbotsford. The first recorded contact was with the First Fleet in 1788 at Breakfast Point and subsequent contact and conflict resulted in the loss of traditional territory and food sources.

Since the 1970s the area was settled as a halfway point between Sydney and Parramatta. It was defined by transport links — the Parramatta River to the north, a bush track cut by convicts in 1791 to the south which became Parramatta Road, and the east/west boundaries of Victoria Road and Great North Road. Early industries developed around overnight accommodation for convicts at the Longbottom Stockade and private inns servicing the coaching industry between the settlements. In the

early 1840s 58 French speaking Canadian exiles were jailed here, hence the names of France Bay, Exile Bay, and Canada Bay.

Over time our area has grown, its character changing as former industrial sites have been adapted into residential dwellings. There is a strong shared sense of community throughout the City, and with 40 per cent of residents born overseas, the cultural and linguistic diversity of our residents is one of the area's most celebrated attributes.



*Jason Wing, Mullet Feast and Wangal Wall, 2015, play equipment concepts and retaining wall.*

# people

Our population is currently 89,667 and it is forecasted to reach 132,249 by 2041. Local employment is trending upwards, and we boast a diverse and vibrant economy with a strong economic outlook. Our community has the highest percentile rank within Sydney's inner west region for access to economic resources. This index considers home ownership, household income and expenditure and unemployment levels. Over 40,884 people work in the LGA, and local employment diversity and opportunity is expected to grow significantly over the next 10 and 20 years.



07

506 Aboriginal and Torres Strait Islanders live in the City (0.6% of the population) with the 2021 census seeing a large increase in the number of people identified as having Aboriginal or Torres Strait Islander ancestry compared to the 2016 census. Migrant communities are also attracted to employment opportunities in the area, with 39.5% of the current population speaking another language in addition to English. Mandarin/Cantonese, Italian, Korean, Greek and Arabic are the five major languages spoken. There is a significant Italian population and a steady increase in residents who have relocated from Southeast Asia. 40.1% of the total population were born overseas with 34.3% of the population

from non-English speaking countries. Emerging communities within the City include Nepalese, Lebanese, Filipino and Vietnamese communities.

In 2016, approximately 1% of the population in Australia was identified as "same sex couples" (ABS 2016). This is often considered an underestimation of members of the Lesbian Gay Bisexual Transgender Intersex Queer Asexual (LGBTIQ+) community as it excludes people who are single or not living with their partner as well as bisexual people whose sexual identity may be hidden by their current relationship status. In Australia and internationally, research has found that approximately 3-4%

of the population are identifying as a member of the LGBTIQ+ community (La Trobe University 2020). This figure is higher for younger people under 25 years old in Australia, increasing to 4% for males and 7% for females.

39.1% of households in the City of Canada Bay have children, an increase of 3.3% from the 2016 census period. Young adults are also attracted to the area with increases in the young workforce and those in tertiary education. The area has a larger percentage of a young workforce (25-34 year olds) than Greater Sydney more broadly (16.7% compared to 15.5%).



Our Creative City | Draft Cultural Plan 2023-2033

# cultural development

UNESCO defines culture “as the set of distinctive spiritual, material, intellectual and emotional features of society or a social group, that encompasses, not only art and literature, but lifestyles, ways of living together, value systems, traditions, and beliefs” (*Universal Declaration on Cultural Diversity, 2001*).



In this plan, ‘culture’ is defined as the expression of creativity, values, actions, social behaviours, and environments that give people a common, shared identity. It incorporates the way a community lives, creates, works, and enjoys leisure and recreation. It also includes visual and performing arts, music, craft, literature, design, galleries, libraries, literature, publishing, archives, history, heritage, collections, museums, digital media, screen-based media, customs, food,

architecture, fashion, lighting and sound design and all other forms of creative output. Connected to this are the elements of our community’s experience that Council is a part of – how people respond to places, the way they use the natural and built environment, their expectations of public spaces, their relationship to nature along the foreshore and parks, and the value they place on creativity, heritage, and modernity.

09

# demand for cultural development

Increased prosperity, leisure time and higher levels of education are driving the demand for cultural participation. Results from the Australia Council for the Arts' National Participation Survey showed that prior to COVID-19, 98% of Australians engaged with the arts, with 68% attending live events and 45% of the population engaged in creative participation. 84% of Australians also acknowledged the positive impacts of art and creativity, with the *Creating Our Future* report finding increasing recognition of the impacts on child development, wellbeing and happiness, the ability to understand other people and cultures, and bringing customers to local businesses.

Additionally, 87% of community members think it is very important to have cultural activity in their local area (NSW Department of Planning and Environment, *Cultural Infrastructure Community and Cultural Sector Survey 2018 Analysis*) and one in two Australians believe the arts build creative skills that will be necessary for the future workforce (Australia Council for the Arts, *Creating Our Future: Results of the National Arts Participation Survey, 2020*). In our own community consultation, you told us that you believe that arts and culture provide important means for community connection, cohesion, and economic opportunity in the City of Canada Bay. In this context it is important for Council to plan for cultural facilities and activities to meet growing demand and capitalise on this growing economy.

The notion of cultural sustainability is also becoming more important in local government, meaning that the economic, social, and environmental outcomes of a strong local culture are 'renewable'. For example, investment in beautifying streetscapes and the widening of footpaths have contributed to a strong local economy that is attracting new, market driven creative industries, or placemaking initiatives that welcome new residents have evolved into a range of community led social and cultural activities.





# benefits of cultural development

The effective and integrated management of the Cultural Plan can have long-term benefits for our City and community in achieving quadruple bottom line outputs.

## Economic

- Developing creative industries
- Increasing local employment
- Skilling up creativity and innovation
- Growing tourism
- Value from creative infrastructure

## Environmental

- Promote best practice placemaking and public art
- Identifying cultural heritage and special places
- Improving lifestyle and local environments

## Governance

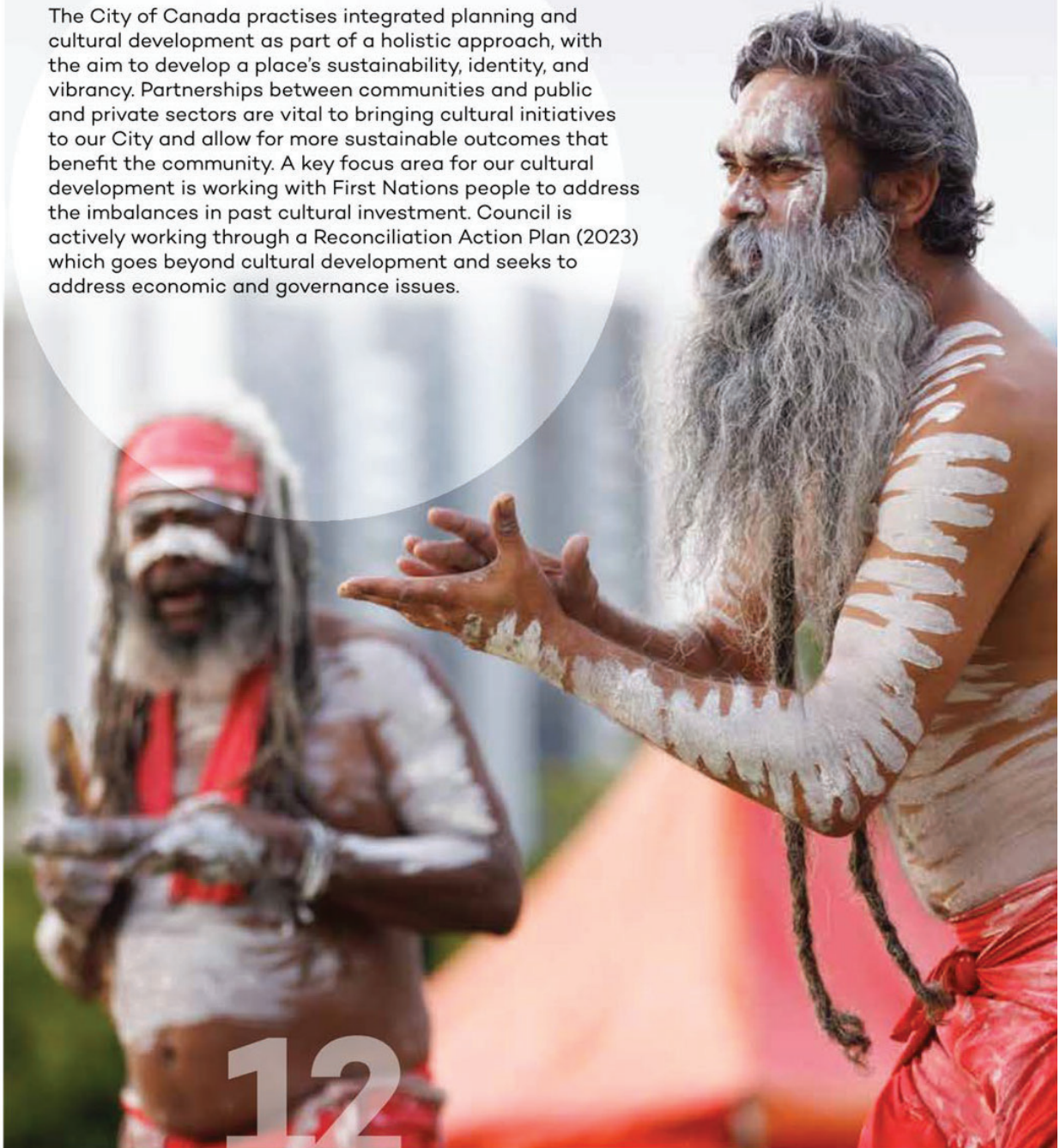
- Increasing community participation and engagement
- Forming partnerships to support and activate public places
- Fundraising and sponsorship of activities
- Delivering best practice in working with artists, cultural management, and copyright

## Social

- Identifying partnerships to build community
- Stimulating vibrant and distinct community cultures
- Increasing community participation and engagement
- Supporting community wellbeing
- Creates a collective identity within the community and brings groups together
- Supports the development of curiosity and learning

# our approach to cultural development

The City of Canada practises integrated planning and cultural development as part of a holistic approach, with the aim to develop a place's sustainability, identity, and vibrancy. Partnerships between communities and public and private sectors are vital to bringing cultural initiatives to our City and allow for more sustainable outcomes that benefit the community. A key focus area for our cultural development is working with First Nations people to address the imbalances in past cultural investment. Council is actively working through a Reconciliation Action Plan (2023) which goes beyond cultural development and seeks to address economic and governance issues.



12



# policy

## context

All levels of government in Australia have policies and programs that acknowledge the importance of the arts and culture in developing engaged and vibrant communities, improving the urban environment, and enhancing quality of life.

The Australian Government's Cultural Policy, *Revive* (2023), exists to celebrate Australia's strong, diverse, and inclusive culture. It describes the essential role arts and culture play in the life of every Australian and how creativity is central to Australia's economic and social success. Similarly, the State Government's *NSW 2040 Economic Blueprint* outlines the importance of arts culture and creative industries in the economic success of NSW; with arts and technology precincts, cultural tourism and creative ageing activities listed as strategies for post-COVID-19 economic recovery and to secure the State's future as a \$2 trillion economy by 2040.

Local Government has a lead role in local cultural planning and development because it already has the skills, experience and the knowledge of local communities to deliver a range of cultural services. This includes libraries, museums and projects alongside its regulatory and development powers to implement policies and plans.

Our Creative City | Draft Cultural Plan 2023-2033

# 14



“A culturally ambitious nation acknowledges that music, books, theatre, film, paintings, sculpture, dance and a myriad of other art forms are central to our lives.”

Australia Council for the Arts, *A Culturally Ambitious Nation*, 2014

Ellen Schlobohm, *Fairy Wrens*, 2019, mural.







# eveloping

## this plan

The development of this plan draws upon several targeted consultations around arts and cultural practice in the City. Key work was completed through consultation with the community, including a Cultural Plan Review survey, public art survey and two focus groups with 20 local artists and creatives. 637 people engaged with our Collaborate webpage for the Cultural Plan Review, over 77 participants provided feedback and 64 suggestions were made for public art across our City. Your feedback told us that you see the City of Canada Bay's potential to have a vibrant and dynamic cultural life and that arts and culture provide opportunities for our community to come together. You identified opportunities for arts and cultural activities to support local business, attract new residents to our area, communicate between different cultures and support our young people. You also told us that it was important for our Cultural Plan to reflect our First Nations culture and our area's unique heritage.

Along with your feedback, this plan draws upon a range of the Council's Place, Library and Community Services policies. This includes our Community Strategic Plan: Our Future 2036, Vibrant Villages Plan, Community Facilities Resourcing Strategy, Social Sustainability Strategy and Action Plan, Riverside Cultural Scoping Study, and Library Strategic Plan.

17

# our role


The City of Canada Bay has identified several responsibilities we have in delivering our shared cultural future:

## custodian

In partnership with our community, we have a shared responsibility to care for our First Nations history and culture, colonial and diverse migrant history and culture and emerging cultures, as well as our art collections and creative spaces.

## leader

To lead our community's cultural ambitions, we are required to listen to and consult our communities and reflect our City's distinct character throughout our cultural activities.



---

## producer

We directly invest in and produce local arts and culture activities, including events, festivals, programs, and public art.

## host

We welcome and accommodate arts and culture and create the right environment to attract people, events, businesses and activity to our City.

## collaborator

We work in collaboration with our community, business, and key partners, participating in open and engaged dialogue and acting as a point of connection.

## advocate

We champion and empower our local cultural and creative community and celebrate the work of practitioners, organisations and venues across the City.





# a shared

# vision

After extensive community consultation and research, we established the following themes as the keystones for a creative City of Canada Bay:

01. First Nations first
02. Creative economy
03. Displaying creativity
04. Diverse cultures, vibrant events, and a proud heritage



## First Nations first

**“[I would like to see] recognition of First Nations culture and place names throughout Canada Bay and lift prominence of Aboriginal and Torres Strait Islander culture throughout the City.”**

Community Feedback

**“[I would like to see the City of Canada Bay] create relationships with all local Indigenous artists... and build Indigenous culture into all our work.”**

Community Feedback

The City of Canada Bay was, and always will be, Aboriginal Country. We are a City that aspires to be an inclusive,

sustainable, and thriving foreshore community and to achieve this we have a responsibility to recognise the rich First Nations history of our area, celebrate our City’s contemporary First Nations culture, and support the oldest living culture in the world.

You told us that recognising our First Nations history was important to you and that you were interested in learning more about First Nations culture more broadly. With Council developing a Reconciliation Action Plan (2023) and Aboriginal Cultural Heritage Study (2023), we hope to develop a strong cultural foundation to support a suite of projects that will acknowledge the importance of our shared history and facilitate meaningful collaboration.



“

Welcome to Country, smoke ceremonies and virtual storytelling circles like the one at Wangal Reserve in Mortlake are all ways of sharing stories, culture and connecting people to Country. It's about recognising and respecting the land we are on as Wangal land, of the Eora Nation.”

Brendan Kerin | Metropolitan Local Aboriginal Land Council







Jason Wing,  
*The Serpent*,  
2012, sculpture.

## context

The traditional custodians of the City of Canada Bay are the Wangal people, who lived in an area called Wanne stretching from Birchgrove almost to Parramatta, with the Parramatta River forming the northern boundary. Goat Island (called Me-mel or Memill) is also a part of this land. It is believed that Parramatta Road was built upon an Aboriginal pathway which had been in use for centuries.

The local area of Hen and Chicken Bay was traditionally a major meeting place for First Nations people from Port Jackson and the wider Sydney region. The Parramatta River provided a place for traditional food gathering and the Wangal people also hunted animals, harvested plants, and gathered raw materials in the local area. There are seven midden sites in the City of Canada Bay. Rock engravings can still be seen at Ryde and Gladesville and hand stencils at Birchgrove, Chiswick, and Abbotsford. Every 3-5 years, First Nations groups would congregate at Homebush Bay for the mullet feast, which coincided with mullet gathering in the bay to mate. Many First Nations people would gather to celebrate the feast and it was an opportunity to arrange marriages, settle disputes and socialise.

The first recorded contact was with the First Fleet in 1788 at Breakfast Point and subsequent contact and conflict resulted in the loss of traditional territory and food sources.

One of the best known members of the Wangal people was Woollarawarre Bennelong, who was the first Aboriginal man to visit Europe and return. He was born around 1764 and was about 25 years old when he was initially captured under the instructions of Governor Arthur Phillip.

The City of Canada Bay has significant First Nations cultural heritage which has been identified in the Aboriginal Cultural Heritage Study (to be adopted in 2023).. Council seeks to protect and enhance these culturally significant sites and deepen its relationship with the Metropolitan Local Aboriginal Land Council to improve a range of activities and protocols. It is also working with First Nations artists and the community to commission interpretive artworks and undertake environmental and cultural initiatives.

Council recognises that the City's art and culture are, as stated in Australia's Cultural Policy Revive, "grounded in the material heritage, practices and knowledges of First Nations peoples, who possess the world's longest surviving cultures." In the *Uluru Statement from the Heart*, First Nations people call for a future where their children "will walk in two worlds and their culture will be a gift to their country" (First Nations National Constitutional Convention 2017).



## goals

01. **Manage and adopt the actions of the Aboriginal Cultural Heritage Study (2023) and commission interpretive artworks that explore key sites**
02. **Celebrate First Nations culture and work with the community to facilitate meaningful reconciliation**
03. **Support First Nations artists through the commissioning of public art and performances**



## opportunities

FIRST NATIONS FIRST	Short Term (0-2 years)	Medium Term (2-3 years)	Long Term (3+ years)
<b>1. Manage and adopt the actions of the Aboriginal Cultural Heritage Study (2023) and commission interpretive artworks that explore key sites</b>			
Manage and adopt the actions of the Aboriginal Cultural Heritage Study (2023).			
Explore the role of digital storytelling in communicating Aboriginal stories, culture, and sites across the City of Canada Bay.			
Develop a program of dual place naming and include Aboriginal stories at key sites.			
Explore placemaking program and activities to connect new citizens with the First Nations heritage of the City of Canada Bay.			
Commission interpretive artworks that explore key sites, with a focus on Breakfast Point.			
<b>2. Celebrate Aboriginal culture and work with the community to facilitate meaningful reconciliation</b>			
Develop and implement a Reconciliation Action Plan for the City of Canada Bay.			
Program annual activities, talks, performances, and exhibitions as part of Reconciliation Week and NAIDOC Week.			
Collaborate with the Metropolitan Local Aboriginal Land Council and community to review Council's protocols.			
<b>3. Support First Nations artists through the commissioning of public art and performances</b>			
Commission First Nations artists in public art projects and performances.			
Program and support opportunities for First Nations cultural activities across all artforms.			
Embed Aboriginal content in arts and culture planning across the City's programs and events.			



“

Gig opportunities are vital for musicians. I'm proud to have performed at several City of Canada Bay events – they are a chance to share my music, stories, and culture as a First Nations artist.”

Jesse Manton | Singer-Songwriter

26







## creative economy




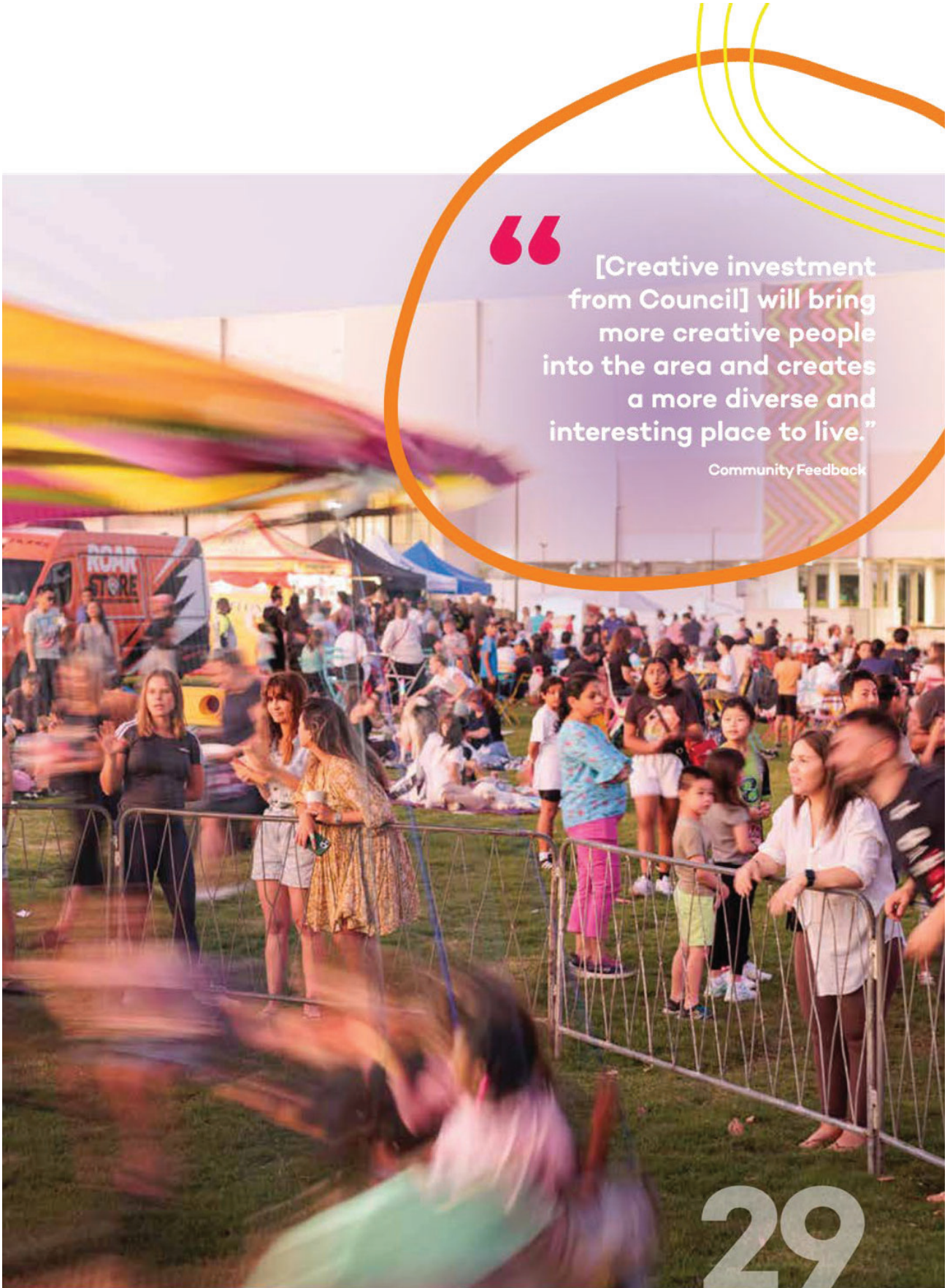
**“Our community has a great many arts and cultural workers living and working here who are keen to contribute to the life of the City. We can better support and promote their work, and see their work contribute to making the City of Canada Bay a more dynamic and exciting place to live.”**

Community Feedback



Creative economy refers to the economic output of the industries involved in the design, production, or servicing of creative or knowledge-based products. Definitions of the creative economy tend to be inclusive and refer to arts, design, architecture, fashion, publishing, advertising, events management, tourism, education, and other linked areas. A creative economy also recognises artists as workers, deserving of long-term career pathways and remuneration for their work and knowledge. In your feedback, you let us know that you would like the City of Canada Bay to support this creative production and provide more opportunities for artists and cultural workers to live, work and create in our City.





“

[Creative investment  
from Council] will bring  
more creative people  
into the area and creates  
a more diverse and  
interesting place to live.”

Community Feedback

29




## context

In the City of Canada Bay, the Rhodes Business Precinct is the key locality for global creative industries with multinational firms such as Unisys and Hewlett Packard. Our City's close proximity to both the centre of Sydney, Olympic Park and the Inner West along with its 'main road exposure' are an attractor to a range of nationally significant companies which design and market products manufactured elsewhere. In a similar way, the extensive waterfront is associated with a multidimensional 'harbour experience' tourist industry including waterfront clubs and restaurants, film locations for The Wiggles to *The Great Gatsby* as well as more traditional boating industries.

Our local area has seen significant growth in media and new technology workers working from home. Here the proliferation of niche markets and work specialisations enabled by new technology is resulting in the capacity of creative industry workers to work within the global or metro market from a small or home-based office. The considerable lifestyle benefits of living in our City appear to be making the area attractive to creative workers. At a local level creative industries include artists and designers, craftspeople, music teachers, local creative retail, and other ventures. Smaller studio clusters and workshops are included here as are locally based tourism ventures. Support for local artists, musicians, painters, and craftspeople is desirable. Communities continue to seek local opportunities to enjoy cultural experiences and performances in small galleries and bars in our village centres.

Our area also provides opportunities for young people to train within the creative industries. The metro level educational service provider MacDonald College has a focus on the arts while several private dance schools have a regional focus including Dorothy Cowie and Judy McCabe School of Dance.

Further growth and investment in our creative economy will make the City of Canada Bay an attractive place to live, work and play, and increase Council's capacity to meet the needs of various industries.





## opportunities

CREATIVE ECONOMY	Short Term (0-2 years)	Medium Term (2-3 years)	Long Term (3+ years)
<b>1. Develop, provide, and broker new opportunities for the City of Canada Bay's creative workforce</b>			
Identify opportunities for local creatives as part of placemaking activities in Five Dock, Rhodes, Chiswick, Concord, and Drummoyne.			
Host professional development workshops and programs to support local artists and creative businesses.			
Establish an Arts Committee that will advocate for local artists.			
Grow the evening economy to create additional performance opportunities across the City.			
Support maker markets and pop ups to promote sales for creatives.			
<b>2. Increase connectivity, resources and provisions for creatives working from home</b>			
Advocate for the provision of combined work/living arrangements in new developments.			
Identify ways to support creative and home-based businesses in the City.			
<b>3. Expand studio, workshop and exhibition opportunities for local artists and designers</b>			
Provide opportunities for artists such as author talks, exhibitions, and fairs through City of Canada Bay Libraries.			
Develop an annual Civic Arts Prize/commission in partnership with Drummoyne Art Society.			
<b>4. Develop capacity to become a metropolitan stakeholder in water-based/river edge tourism</b>			
Participate in the regional foreshore and Parramatta River tourism promotions co-ordinated by Destination NSW and any similar programs.			



An Art Prize to reward the talents of local artists, with the sponsorship of City of Canada Bay Council, will add visibility and credibility to our local artists.

The City of Canada Bay's Cultural Plan is a cultural treat for the whole of the City!"

Jose Gutierrez | Drummoyne Art Society







“

As the ambassadors of traditional and authentic Italian food and desserts, we at Crostoli King are extremely proud and honoured to be the Presenting Partner of one of the largest Italian festivals in Australia, sharing our cultural delights to help festival goers taste the memories.”

Crostoli King | Presenting Partner of Ferragosto 2022



34







# displaying creativity



**“[I would like to see Council promote] multi-functional uses of spaces... for example reframing an oval’s use as a space for alternative gatherings and celebrations that are culturally engaging to other communities.”**

Community Feedback

**“[I would like to see] ... spaces available for local artists, sculptors, photographers and school children to display their works for a period of time.”**

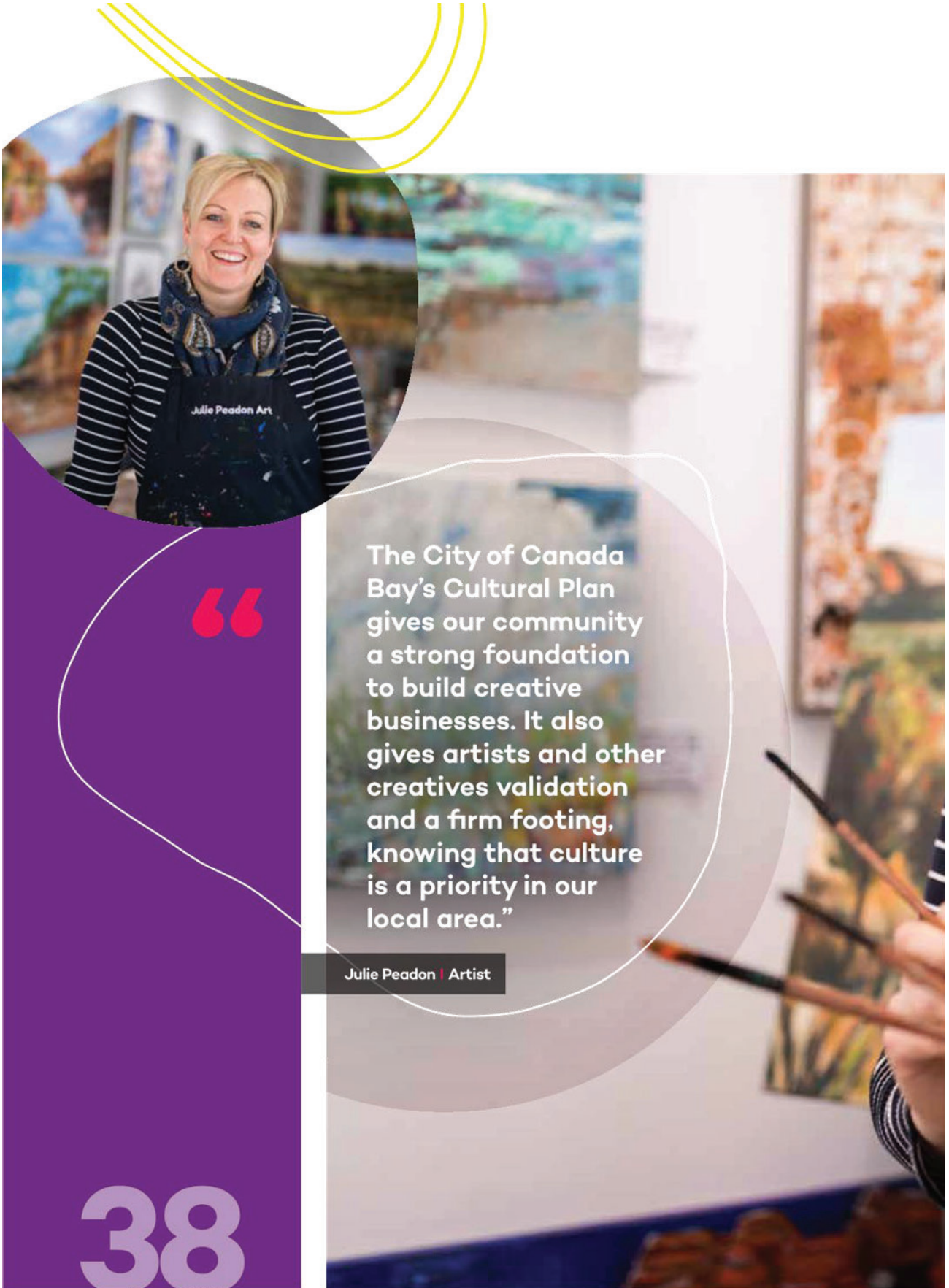
Community Feedback

In our community consultations you let us know that you see a need for more cultural infrastructure in the City so that artists and the community

can display and share creative work. The term ‘cultural infrastructure’ refers to the venues, sites and mechanisms that enable cultural activity to take place. This may include cultural facilities such as art galleries, performance spaces, collection storage, libraries, community cultural centres, outdoor event venues and studios. Infrastructure also includes cultural staffing, collection maintenance and service capacity both within and external to Council.

To work well, cultural infrastructure must meet the changing needs of a community. Like all communities across Sydney, the City of Canada Bay is continually changing and so too are the cultural infrastructure needs of the population.





“

The City of Canada Bay's Cultural Plan gives our community a strong foundation to build creative businesses. It also gives artists and other creatives validation and a firm footing, knowing that culture is a priority in our local area.”

Julie Peadon | Artist

38





## context

Council owns 41 community facilities, many of them single purpose. There are a further 97 community facilities located in the LGA that are owned and managed by private, Government and non-Government agencies. Cultural activities also occur in commercial cultural infrastructure including service clubs, which can offer meeting and performance spaces, and in major primary cultural facilities in Sydney or Parramatta. These facilities have the potential to accommodate a range of cultural activities. Older facilities in the LGA include those with a broader community function and offer meeting places for amateur music groups, yoga, and dance classes through a casual and weekly fee for hire program. In addition, an increasing number of creative professionals are establishing their businesses in the City, and a range of informal galleries, markets

and wireless services have improved street-life in town centres and provided a template for the future development of activity hubs.

Council has developed several key cultural facilities including Five Dock and Concord Libraries, The Connection in Rhodes, Cabarita Conservatory, Drummoyne Oval, Kokoda Education Centre and the Lapidary Centre. Council has also provided accommodation for the City of Canada Bay Museum, Drummoyne Art Society (Gallery 57), the Woodworkers Guild and the Concord Men's Shed. In 2023, Council opened the Concord Oval Community and Sports Precinct and developed an acquisition and deaccession policy to better manage the ongoing care, storage and maintenance of the City's Art Collection.

Our community has a keen interest in facilities that

are available for cultural activities, and Council's Community Facilities Resourcing Strategy has defined future directions for our cultural infrastructure. In 2024 the Rhodes Recreation Centre will be delivered and will include digital and traditional gallery spaces, performance areas and wet space for creative practises. The City is also planning new spaces for performances and gatherings in town centres and parks, and investing in screen assets across the LGA to provide a digital platform for artists in shared spaces. Additionally, Council plans to explore display capabilities in existing community facilities such as Drummoyne Community Centre and the City of Canada Bay Museum, with longer term ambitions to develop new library spaces, dedicated performance spaces and other cultural infrastructure to support the growing needs of our community into the future.

## goals

- 01. Recognise and respond to the diverse needs for cultural space in the City of Canada Bay, considering local and regional existing provision and needs**
- 02. Improve the capacity of local libraries to respond to emerging technologies and offer a wider range of programs and services**
- 03. Recognise the central role that staffing plays in effective cultural infrastructure development and management, and include cultural facilities development as part of place planning process**
- 04. Develop strategic partnerships to ensure the community has access to appropriate and affordable cultural facilities**
- 05. Provide cultural programs in existing facilities**

# opportunities

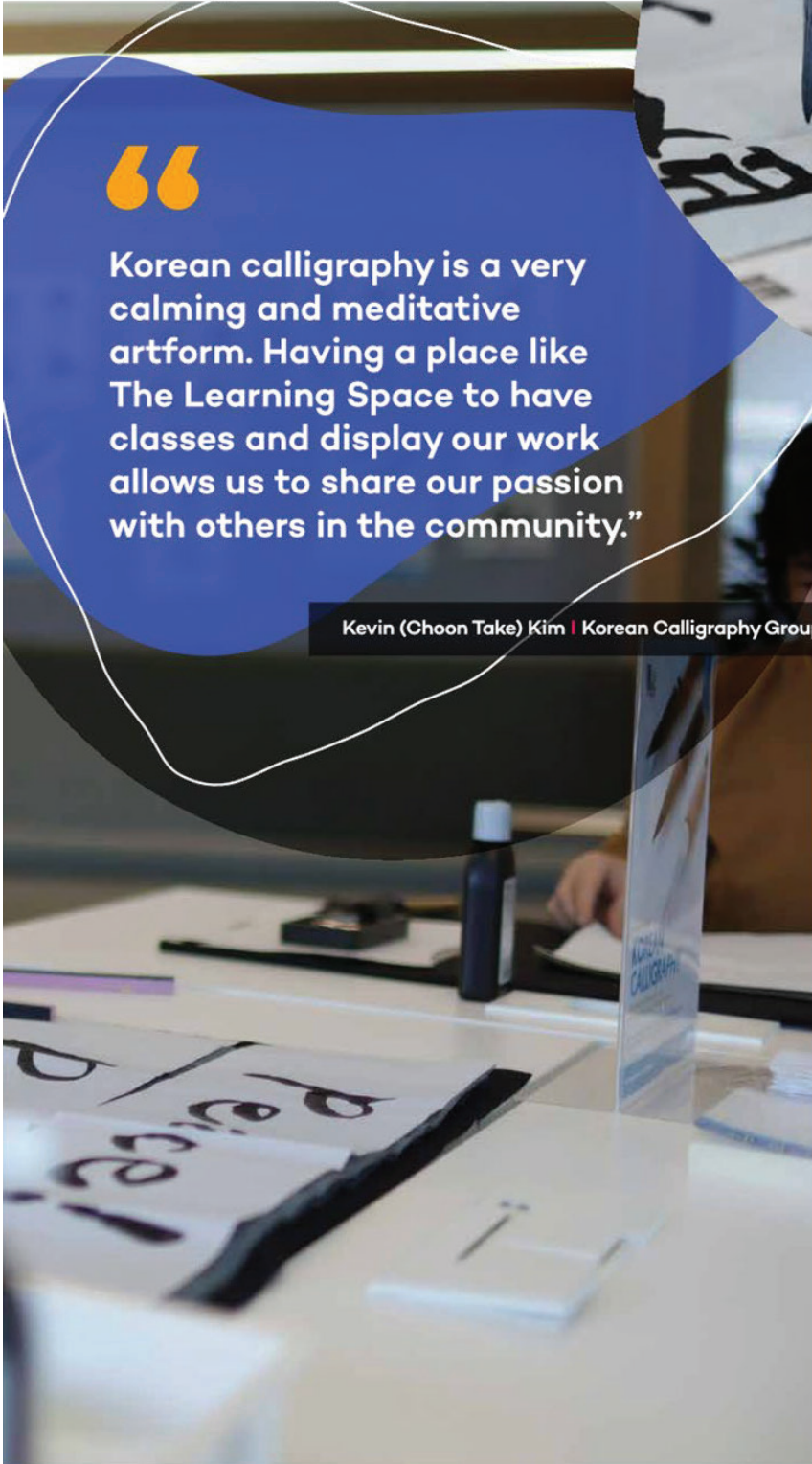
DISPLAYING CREATIVITY	Short Term (0-2 years)	Medium Term (2-3 years)	Long Term (3+ years)
<b>1. Recognise and respond to the diverse needs for cultural space</b>			
Identify opportunities for multi-purpose cultural infrastructure and the retrofitting of existing infrastructure in the City of Canada Bay.			
Support and strengthen community activity hubs to centralise cultural interaction in Rhodes, Concord, Five Dock and Drummoyne.			
Promote and program outdoor performance space activities as part of village centre activations and the Rhodes Community Precinct.			
Develop outdoor spaces surrounding Five Dock Library and Concord Library for literary events and readings.			
Identify opportunities for digital display areas for artists with Rhodes Recreation Centre, Five Dock Town Centre, Concord Oval Community and Sports Precinct and Drummoyne a priority.			
Develop a program of digital art to be exhibited in newly developed digital display areas.			
Include power and stages in parks and open spaces for performance and rehearsals.			
Incorporate wet/dry workshop spaces during the planning of new community spaces and ensure these are appropriate for visual arts and craft workshops and classes (e.g., Rhodes Recreational Centre).			
<b>2. Improve the capacity of local libraries to respond to emerging technology and offer a wide range of programs and services</b>			
Support the capacity of libraries as community information hubs, with a focus on community-engaged activities that inspire learning and exchange.			
Invest in new technology i.e., 3D printing, editing and audio/visual recording facilities, and robotics to support our libraries' growth as collaborative creative spaces.			
<b>3. Recognise the central role that staffing plays in effective cultural infrastructure development and management, and include cultural facilities development as part of place planning process</b>			
Invest in staff training in libraries and cultural facilities and incorporate best practice into all planning and procedures (e.g., NAVA Code of Practice).			
Incorporate cultural facilities development and staffing considerations as part of cultural infrastructure development and place planning.			
<b>4. Develop strategic partnerships to ensure the community has access to appropriate and affordable cultural facilities</b>			
Broker strategic partnerships for the development of private and not-for-profit cultural facilities across the City (E.g., Embroiders Guild, Club Five Dock etc.).			
Encourage professional and independent exhibition and creative spaces in the City of Canada Bay.			
Promote community and Council facilities that are available for creative use.			
<b>5. Provide cultural programs in existing facilities</b>			
Support exhibition programming in Council facilities and encourage local programming in independent spaces.			
Develop a cultural map of the City including facilities available for creative use and hire.			



“

Korean calligraphy is a very calming and meditative artform. Having a place like The Learning Space to have classes and display our work allows us to share our passion with others in the community.”

Kevin (Choon Take) Kim | Korean Calligraphy Group



43



# diverse cultures, vibrant events, and a proud heritage




**“Greater investment in the vibrant cultural life of the City will generate activity, stimulate the local nightlife economy, support community harmony and celebrate the diversity of our community.”**

Community Feedback

You let us know throughout the consultation process that it was important for life in the City of Canada Bay to reflect the many different community cultures in our City. These community cultures express who we are, how we live and what is unique about our way of life. Building cultural capacity improves the quality of life and sense of belonging for individuals and the wider community. Strong communities have sustainable connections, trust, cooperation and common

purposes, which can be nurtured through opportunities to tell stories, celebrate heritage, build creative skills, and be active participants in the development of local culture.

Many of you also identified that the best way to reflect our community cultures and heritage was through events and public art. You let us know that events were an important part of the social fabric of the City of Canada Bay, and provided important opportunities for families, communities, and businesses to collaborate, share stories, and platform creativity. You also noted the importance of art in creating lively and welcoming places and wanted more opportunities for public art installations, murals and sculptures that encourage people to linger and explore our neighbourhoods.





“

With some 40% of residents born overseas, there needs to be opportunities [for these residents] to share their culture with others.”

Community Feedback

“

Public art like that in the City of Canada Bay plays a role in making our cities more welcoming, dynamic, and liveable. I loved the challenge of using the 2.5km stretch of Rhodes foreshore for my Cartwheeling Youngster.”

Caroline Rothwell | Artist





*Caroline Rothwell,  
Cartwheeling Youngster,  
2015, six bronze  
sculptures.*

47

context

The large proportion of culturally and linguistically diverse communities already residing and moving into the City of Canada Bay are an invaluable source of cultural diversity and global networks. Our population has increased with more residents living in higher density communities such as Breakfast Point and Rhodes, and with this increase in population and diversity, there is the potential for new and older residents to feel isolated and disconnected from a shared sense of community and culture. Throughout our consultations you also identified the growing needs of young people and families in the area, as well as those of our First Nations residents. In this sense, arts and cultural projects play a significant role in breaking down social barriers, building new community and achieving social cohesion.

Over the years, Council has engaged with early migrant communities from the Mediterranean, as well as more recent arrivals from Southeast Asia, and has seen a positive impact on our community's cultural awareness. Existing events include festivals such

as Ferragosto, Concord Carnival and Lunar New Year celebrations. As part of our community consultation, you have recommended that these events remain authentic and culturally distinctive but include more local arts and cultural products. You also asked for more events, such as Neon Nights and Beats and Eats, that offer opportunities for performances, community connection and economic development. In our consultation for this Cultural Plan you emphasised that events like these are important platforms for local creatives but that they also offer opportunities for the community to share knowledge, find connections and speak to the values of our City. Many of you also emphasised the importance of collaborating with local businesses to produce these events and stimulate the local economy.

City of Canada Bay Libraries also play an important role in providing arts and cultural services, facilities, and activities for young and old alike. Our recent focus on promotion and creating more flexible spaces for activities has seen an

increase in participation. The services offered include outreach programs, children's activities, creative education, author talks, art exhibitions, local studies/history programs, online services and culturally and linguistically diverse resources. Many of you mentioned our library's programming and the importance of training and resourcing to develop programs and services that reflect community need.

Lastly, our City's art and public art collections are an important part of reflecting our diverse cultures and heritage. Art invigorates our public spaces and is an opportunity to reflect our community's unique identity and stories (past, present, and future). Your feedback emphasised that you value public art that is integrated into our placemaking activities, and this is reflected in our 2023 Public Art Plan (Appendix 1). Our City Art Collection similarly provides an opportunity to exhibit and collect artworks of local significance, and our City Art Collection Policy (to be adopted 2022/2023) provides direction for our collecting activities so that we can continue to care for this important public asset.





## goals

- 01. Extend cultural programming to facilitate community relationships and enhance the quality of life for residents in new and established areas**
- 02. Expand the capacity of libraries to deliver a range of cultural information and programs**
- 03. Build community awareness and participation for cultural activities**
- 04. Recognise opportunities to celebrate multicultural activity and ensuring inclusion of culturally and linguistically diverse communities**
- 05. Assist intercultural and intergenerational community led projects and address the specific needs of young people**
- 06. Lead a diverse event program which supports the community's sense of place and of belonging, celebrates our differences and provides opportunities for new and exciting experiences**
- 07. Create vibrant village centres and community hubs which celebrate local character and support economic, environmental, and social outcomes**

## opportunities

DIVERSE CULTURES, VIBRANT EVENTS, AND A PROUD HERITAGE	Short Term (0-2 years)	Medium Term (2-3 years)	Long Term (3+ years)
<b>1. Extend cultural programming to facilitate community relationships and enhance the quality of life for residents</b>			
Broker innovative exhibition and performance opportunities for local artists, performers, and creatives.			
Involve community, cultural and educational groups into Council events to showcase more performers, artisans, and cultural groups.			
Participate in regional planning and development networks for cultural development.			
Provide cultural awards as part of the Sustainability Awards program and Cultural Citizen of the year recognition to recognise and reward significant cultural contributions of residents.			
Strengthen the accessibility of Council's cultural programming, including the provision of professional opportunities for artists with a disability.			
<b>2. Expand the capacity of libraries to deliver a range of cultural information and programs</b>			
Host an annual program of talks and debates that respond to topical interests and culture at City of Canada Bay Libraries.			
Train and resource staff and deliver programs that meet the growing digital needs and interests of our community.			
Plan and host outreach programs at City of Canada Bay Libraries, and partner with community groups and organisations.			
<b>3. Build community awareness and participation for cultural activities</b>			
Promote library and cultural programming to residents across varying media and varying demographics.			
Explore digital methods to promote independent creative events and ways Council can facilitate community sharing.			
Develop a legacy program to support the care and growth of the City Art Collection.			



“

The City of Canada Bay's support of RMCA events has been very important for the Rhodes community. We can come together to celebrate and share our many cultures and backgrounds.”

Sandra Zhang | Rhodes Multicultural Community Association



50







Carla O'Brien, Neon  
Nights in Five Dock, 2022.

DIVERSE CULTURES, VIBRANT EVENTS, AND A PROUD HERITAGE	Short Term (0-2 years)	Medium Term (2-3 years)	Long Term (3+ years)
<b>4. Recognise opportunities to celebrate multicultural activity and ensure inclusion of culturally and linguistically diverse communities</b>			
Translate community information into main LGA languages and implement best practice use of interpretation and translation services for events and customer service.			
Engage with local community organisations to deliver events and programs that are relevant for our diverse community.			
Publicise and promote Library access programs and available culturally and linguistically diverse resources including books, journals, magazines and reading groups.			
<b>5. Assist intercultural and intergenerational community led projects and address the specific needs of young people</b>			
Extend creative intergenerational programs with schools and organisations such as Harry's Shed.			
Offer an annual program and range of resources for children and young people, including literacy development programs.			
Develop and facilitate programs that are intercultural, intergenerational, and/or involve migrant stories as part of placemaking and Local Studies programs.			
Enable young people to inform, create, curate, and occupy cultural spaces and programs.			
Promote and expand sites and facilities for the creative training of young people.			
<b>6. Lead a diverse event program which supports the community's sense of place and of belonging, celebrates our differences and provides opportunities for new and exciting experiences.</b>			
Produce a diverse event program which supports the community's sense of belonging, celebrates our differences, and provides opportunities for new and exciting experiences.			
Deliver Ferragosto and collaborate with our Italian community to sustain its authenticity and status as Sydney's most significant Italian festival.			
Explore the feasibility of a 'festival of the arts' for the City of Canada Bay.			
<b>7. Create vibrant village centres and community hubs which celebrate local character and support economic, environmental, and social outcomes</b>			
Implement the Public Art Plan as part of the City's placemaking activities and develop an art hoardings program.			
Research new ways to connect community and business in our village centres and community hubs.			
Integrate sustainable practices and solutions into placemaking plans, events, and activities.			
Create cultural tours to promote local creative industry, cultural businesses, and organisations.			

## how will we measure our progress

We will measure our progress through several means, including but not limited to:

- Community satisfaction with cultural programs (including surveys and program evaluation)
- Growth in the attendance of our festivals, events, and programs
- An increase in creative industries working and operating in the City of Canada Bay according to the Australian Business Register
- An increase in the number of creatives using community facilities across the City (measured through facility bookings)
- An increase in the number of artists and creative practitioners engaging with the City's events, EOIs and programs (quantitative data from programs)
- Number of cultural programs supported by Council
- Delivery of cultural facilities within the life of the plan
- Diversity in the audiences engaging with the City's events, EOIs and programs
- Low rates of vandalism of public art

## references and resources

A New Approach, *Securing economic, social and cultural benefits for all Australians with a 21st century approach to culture and creativity*, 2020, submission to Parliamentary Inquiry, Creative and Cultural Industries and Institutions.

Australian Bureau of Statistics, *2021 Census Community Profiles: Canada Bay*, 2022, <<https://www.abs.gov.au/census/find-census-data/community-profiles/2021/LGA11520>>.

Australia Council for the Arts, *A Culturally Ambitious Nation: Strategic Plan 2014 to 2019*, n.d.

Australian Government, *Creative Australia: National Cultural Policy*, 2013.

Australian Government, *Revive: Australia's Cultural Policy for the next five years*, 2023.

City of Canada Bay, *Our Future 2036*, 2022.

City of Canada Bay, *Social Infrastructure (Community) Strategy and Action Plan*, 2019.

City of Canada Bay Libraries, *Library Strategic Plan: 2021-2030*, 2020.

City of Canada Bay, *Together we thrive: Social Sustainability Strategy and Action Plan 2023-2025*, 2023.

Create NSW, *Cultural Infrastructure Plan: 2025+*, 2019.

Create NSW, *NSW Government Public Art Toolkit*, 2022.

Department of Infrastructure, Transport, Regional Development, Communication and the Arts, *National Arts and Culture Accord*, 2013.

.idcommunity, *City of Canada Bay profile*, 2022, <<https://profile.id.com.au/canada-bay>>.

Local Government NSW, *Communities and Culture: LGNSW Research into Arts, Culture and Heritage*, 2017.

NSW Department of Planning and Environment, *Cultural Infrastructure Community and Cultural Sector Survey 2018 Analysis*, 2018.

Office of Arts, Screen and Culture, *Value of Arts, Screen and Culture to NSW*, 2018.

State of New South Wales (NSW Treasury), *NSW 2040 Economic Blueprint: Investing in the state's future*, 2019.

The Business of Cities Ltd., *Culture, Value and Place 2018: A report for the NSW Department of Planning and Environment Vol. 1 & 2*, 2018.

UNESCO, *Universal Declaration on Cultural Diversity*, 2001, <[http://www.unesco.org/new/fileadmin/MULTIMEDIA/HQ/CLT/pdf/5\\_Cultural\\_Diversity\\_EN.pdf](http://www.unesco.org/new/fileadmin/MULTIMEDIA/HQ/CLT/pdf/5_Cultural_Diversity_EN.pdf)>.

53





“

Ferragosto is such a unique festival that attracts huge crowds. We love to bring our Italian-themed performances to such a great celebration and commend the City of Canada Bay's vital support of artists and commissioning of new acts.”

Circus Solaris

54





## acknowledgements

### Cover Artworks

Caroline Rothwell, *Cartwheeling Youngster*, 2015, six bronze sculptures.

Sturt Associates, *Mill Park*, 2010, stencil in concrete casting.

Jason Wing, *The Serpent*, 2012, sculpture.

Performer at a Rhodes Multicultural Community Association Lunar New Year event, photo by Ben Williams.

Anderson Hunt, *Drummoyne Oval*, bronze mural and plantings.

Jason Wing, *Mullet Feast and Wangal Wall*, 2015, play equipment concepts and retaining wall.

### Writer

Katelyn-Jane Dunn

### Photographers

Denis Beaubois, Ann-Marie Calihanna, Katelyn-Jane Dunn, George Ren from TM Media and Ben Williams

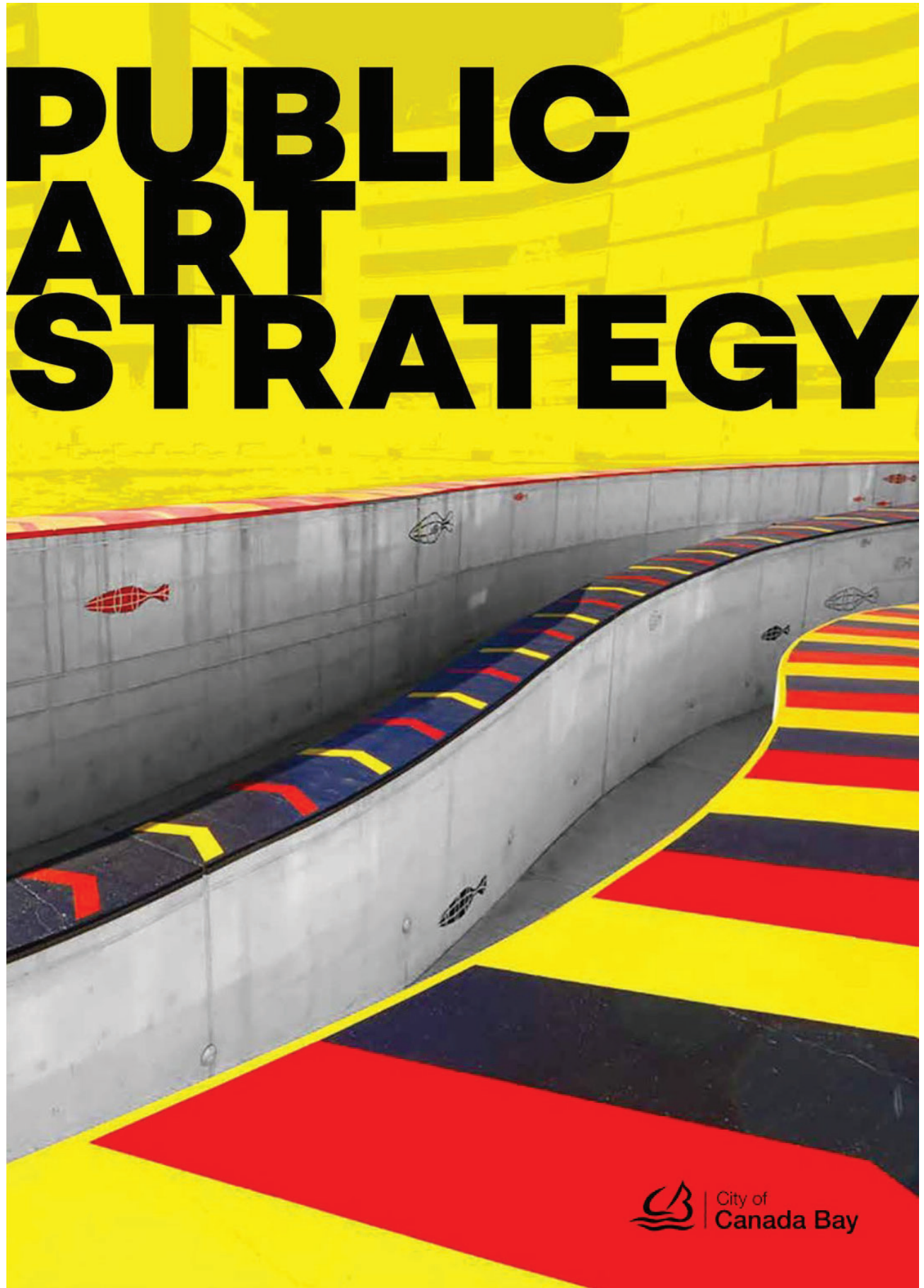
### Designer

JMR Creative Design

.....

### With thanks to

Metropolitan Local Aboriginal Land Council, City of Canada Bay Reconciliation Action Plan Working Group, attendees of Council's 2022 Aboriginal and Torres Strait Islanders Meet-up, community members who provided feedback as part of our consultations and surveys, attendees of the City of Canada Bay Cultural Plan workshops including Natalino Bongiorno, Christian Bracci, Craig Brown, Catherine Brown, Frank Cufone, Christine Curtis, Rameses Florentino, Jose Gutierrez, Adele Henty, Lise Hobcroft, Romanda Newman, Salvatore Panatteri, Julie Peadon, Maria Poulos, Amara Primero, Bruna Rodwell, Christina Rojas, Ebony Russell, Kym Shields and Marco Vella.



# background

Public art provides enormous social, cultural, economic, and aesthetic value to communities, and contributes to a place's sense of cultural definition and character. Whether it is permanent or ephemeral, public art helps to create distinct spaces, facilitate local conversation, and reflect upon the history, stories, landscape, and culture of a place for both residents and visitors to enjoy.

Cities around the world have recognised the value of cultural statements, with well known public art such as Anish Kapoor's *Cloud Gate* adding to the cultural capital and identity of city precincts and even becoming landmarks within their own right. In Australia, substantial public art initiatives have seen the activation of waterfronts and urban developments, such as Sydney's Wynyard station redevelopment or Melbourne Docklands' art trails. Additionally, city activations like Sydney's VIVID Festival have demonstrated the ways that ephemeral and animated works can form part of the seasonal and celebratory experiences of a city, and the opportunities they provide to both emerging and established artists.

The City of Canada Bay upholds public art as a cornerstone of our placemaking activities and cultural development. Past projects in the City have imaginatively used public art to strengthen community ties

to key activity hubs; this includes neighbourhoods such as Rhodes, town centres such as Five Dock, parks such as Cabarita Park, and facilities such as Concord Library. As structural changes continue to occur to residential areas like Rhodes and Strathfield, these cultural connections are increasingly important to create inviting public domains and a sense of community identity.

With outstanding heritage sites, 36 kilometres of waterfront, and some of Sydney's newest urban developments, the City of Canada Bay holds a wealth of opportunity for public art projects and placemaking. This Public Art Plan is intended to be both practical and inspiring and holds a strong focus on delivery and early integration. The plan explores the themes, sites, and opportunities available within the City and encourages artworks that are innovative, easy to maintain and reach high aesthetic standards. Most importantly however, this plan focuses on the need for public art that is engaging, transformative and expresses the cultural identity of the City of Canada Bay.

56

*Fintann Magee, The  
Canadian Connection,  
2016, mural.*



# City of Canada Bay

Formed in 2000 from the merger of Concord and Drummoyne Councils, the City of Canada Bay is located in Sydney's inner west, about 6-12km from Sydney's CBD. With its 36 kilometres of waterfront, the area is known for its picturesque landscapes and vibrant communities.

The City of Canada Bay serves over 89,000 residents and provides and maintains a number of facilities and services including over 300 open green recreation spaces. The area also features 15 town centres, each with their own distinctive cultural identity. Centres such as Majors Bay Road, North Strathfield, Abbottsford, and Mortlake have achieved a high level of retail and cultural amenity while other centres play a strong role in the everyday lives of surrounding neighbourhoods. Five Dock and Concord feature traditional main street shopping centres, with an Italian focus celebrated in Five Dock. By contrast Rhodes is a major regional shopping centre with substantial residential and commercial development.





## definitions

Public art describes art practice that is part of the public experience of built and natural environments. It can include sculpture, environmental art, the integration of art and architectural design, installations, lighting works, new media, and outdoor performance. Public art may also include custom design work by an artist, such as decorative paving, lighting treatments, signage, and glasswork.

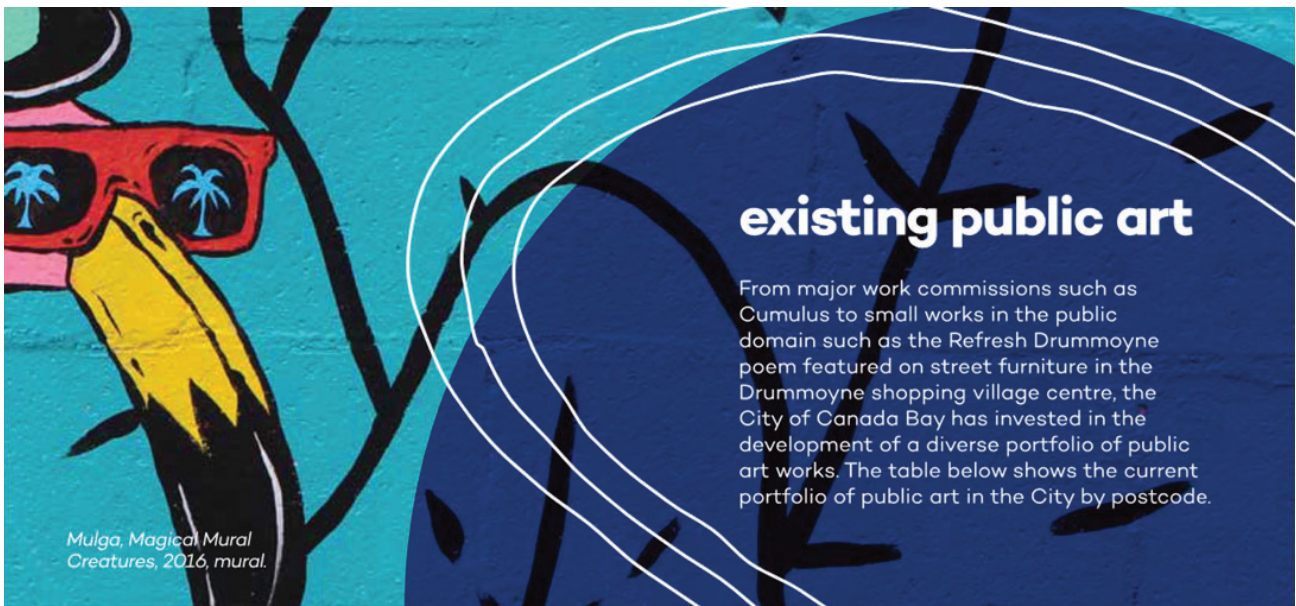
Public artworks are usually site specific and can celebrate the distinctiveness of the environment, local heritage, cultural identity, energy of urban spaces or other themes relevant to people and place. Artworks may be of a significant scale and define a locality or be intimately integrated into urban elements.

## where is public art located?

Public art projects can be placed in a wide range of public and community environments including:

- Town centres, shopping centres and retail development
- Existing neighbourhoods
- New residential areas
- Civic and community buildings
- Commercial developments and business parks
- Schools, childcare centres, and other education facilities
- Natural environments including water lines and bushland
- Open space, parks, playspace and sporting areas





## existing public art

From major work commissions such as Cumulus to small works in the public domain such as the Refresh Drummoyne poem featured on street furniture in the Drummoyne shopping village centre, the City of Canada Bay has invested in the development of a diverse portfolio of public art works. The table below shows the current portfolio of public art in the City by postcode.

2046	2047	2137	2138
Partice, <i>Chiswick Community Artwork</i> , 2016, mural. <b>Location:</b> Chiswick	Cunneens, <i>ANZAC Lyriclea</i> , four plaques. <b>Location:</b> Lyriclea Estate, Drummoyne	( <i>Rowing Memorial</i> ), c. early 20th Century, sandstone monument. <b>Location:</b> Cabarita Park	<i>Bayview Park</i> , n.d., six plaques. <b>Location:</b> Bayview Park, Concord West
<i>Digital Shores</i> , n.d. <b>Location:</b> Chiswick	Anderson Hunt, <i>Drummoyne Oval</i> , bronze mural and plantings. <b>Location:</b> Taplin Park, Drummoyne	Partice, <i>Heritage Pavilion</i> , 2016, mural. <b>Location:</b> Cabarita Park	Emma Anna, <i>Aqueous</i> , 2016, sticker and paint artwork on Sydney Water kiosk. <b>Location:</b> Rhodes Foreshore Park, Shoreline Drive, Rhodes
Eddie Botha, <i>Fit Five Dock</i> , 2016, alubond wall mural. <b>Location:</b> Five Dock	Thao Nhi La, <i>Drummoyne Signal Boxes</i> , painted signal boxes. <b>Location:</b> Victoria and Lyons Road, Drummoyne	Rodney Monk, ( <i>Abstract mural</i> ), 2018, mural. <b>Location:</b> Concord Library	( <i>Brays Bay Reserve sculptures</i> ), n.d., sculptures. <b>Location:</b> Brays Bay Reserve, Rhodes
<i>Whitford Memorial</i> , n.d., monument. <b>Location:</b> Five Dock Park	Jason Wing, <i>The Serpent</i> , 2012, sculpture. <b>Location:</b> Bay Run, Drummoyne	Emma Anna, <i>Imagine</i> , 2016, sculpture. <b>Location:</b> Cabarita Park	( <i>Brays Bay Reserve mural</i> ), n.d., mural. <b>Location:</b> Brays Bay Reserve, Rhodes
( <i>Mosaic Mural</i> ), n.d., mosaic mural. <b>Location:</b> Five Dock Park	Stephanie Peters, <i>Water Refill Station</i> , n.d., art bubblers. <b>Location:</b> Foreshore Park, Drummoyne	NSW Embroiders Guild, <i>Let me Take a Leaf out of Your Book</i> , sculpture with textiles. <b>Location:</b> Concord Library	( <i>Phoenix Park bronze memorial plaques</i> ), n.d., bronze plaques. <b>Location:</b> Phoenix Park, Rhodes
David Capra, <i>Gold Dust and Gemstones</i> , 2046, window art. <b>Location:</b> Five Dock Library	School students, ( <i>Mangrove Glass Art</i> ), n.d., glass. <b>Location:</b> Taplin Park, Drummoyne	James Gulliver, <i>Majors Bay Road Art Bubbler</i> , n.d., art bubbler. <b>Location:</b> Majors Bay Road near Jellicoe Street, Concord	Caroline Rothwell, <i>Cartwheeling Youngster</i> , 2015, six bronze sculptures. <b>Location:</b> Homebush Bay Circuit/Rhodes Foreshore
Architectural Graphics, ( <i>Henry Lawson Poetry Quotes</i> ), 2016, bronze plaques. <b>Location:</b> Henry Lawson Park, Abbotsford	Wendy Lewis and Ivana Matinoc, <i>Refresh Drummoyne</i> , 2010, text on metal panels. <b>Location:</b> Drummoyne	<i>Majors Bay Road Lighting</i> , n.d., ambient tree lighting and installation. <b>Location:</b> Majors Bay Road, Concord	Stuart Green, <i>Cumulus</i> , 2013, sculpture with lighting. <b>Location:</b> Union Square, corner of Mary Street and Rider Blvd, Rhodes
Mulga, <i>Magical Mural Creatures</i> , 2016, mural. <b>Location:</b> Five Dock	<i>Menzies Reserve</i> , n.d., plaque and monument to flight. <b>Location:</b> Menzies Resereve, Drummoyne	Olev Musca, <i>North Strathfield Neighbourhood Stories</i> , mural. <b>Location:</b> 245 Concord Road, North Strathfield	Lu Xinjian, <i>Wired Space</i> , 2015, wire sculpture. <b>Location:</b> The Learning Space, 30 Shoreline Drive, Rhodes
Gabby Malpas & Kate O'Connor, <i>Our Foodie Heritage</i> , 2017, mural. <b>Location:</b> Five Dock	Street banners	Carla Glottins, <i>On the Water</i> , 2016, mural. <b>Location:</b> Cabarita Park	Lloyd Kellerman, <i>Heritage Insets</i> , n.d., mosaics in footpath. <b>Location:</b> Victoria Avenue, Concord West

2046	2047	2137	2138
Nola Diamentopolous, <i>Piazza Eolie</i> , 2009, mosaic sculpture. <b>Location:</b> Fred Kelly Place, Five Dock		Ignacio Querejeta, ( <i>Table Tennis Mural</i> ), 2018, mural painted on outdoor table tennis table. <b>Location:</b> Cabarita Park	Brook Andrew, ( <i>The Connection large scale installation</i> ), 2016, large scale installations, rugs. <b>Location:</b> The Connection, 30 Shoreline Drive, Rhodes
Ignacio Querejeta, ( <i>Table Tennis Mural</i> ), 2018, mural painted on outdoor table tennis table. <b>Location:</b> Chiswick		( <i>Prince Edward Park sculpture</i> ), n.d., sculpture. <b>Location:</b> Cabarita Park	Sturt Associates, <i>Mill Park</i> , 2010, stencil in concrete casting on the viewing platform. <b>Location:</b> Mill Park, Rhodes
( <i>Monument and memorial cross</i> ), n.d. <b>Location:</b> Rodd Park, Rodd Point		Angela Pasqua, <i>Seaweed and Swimmers</i> , n.d. <b>Location:</b> Cabarita Park	Jason Wing, <i>Mullet Feast and Wangal Wall</i> , 2015, play equipment concepts and retaining wall. <b>Location:</b> Phoenix Park, Rhodes
<i>Sea Creatures</i> , carvings and mosaic fountain. <b>Location:</b> Henry Lawson Park, Abbotsford		( <i>St Lukes Park commemorative plaque</i> ), n.d. <b>Location:</b> St Lukes Park, Concord	Mike Watt, Bill Hope, Irene Feleo, <i>Picnic play table painting</i> , 2016, murals. <b>Location:</b> Hoskins Reserve, Rhodes
Fintann Magee, <i>The Canadian Connection</i> , 2016, mural. <b>Location:</b> Five Dock		Heidi Axelsen, <i>The Observatory</i> , 2012, marine plywood, galvanised plate steel, laminated glass, storm glass solution. <b>Location:</b> Cabarita Park	Mulga, <i>Table Tennis Table</i> , 2015, mural on table tennis table. <b>Location:</b> Peg Patterson Park, Rhodes
Bim Hilder, <i>The Reader</i> , 2013, sculpture in bronze. <b>Location:</b> Five Dock		( <i>Wangal Reserve Cultural Paintings</i> ), n.d. <b>Location:</b> Wangal Reserve, Mortlake	Olev Musca and Angela Pasqua, <i>Untitled</i> , 2015, alubond mural. <b>Location:</b> Lewis Avenue steps, Rhodes.
Multiple artists, <i>Timbrell Park</i> , 2013, wall murals and mosaic. <b>Location:</b> Timbrell Park, Five Dock		Olev Musca, <i>Water Refill Station</i> , n.d., art bubbler. <b>Location:</b> Cabarita Park	Nola Farman, <i>Shipbuilding Memorial</i> , 1997, sculpture/ memorial. <b>Location:</b> Brays Bay Reserve, Rhodes
( <i>Pylon installation at Timbrell Park</i> ), n.d., pylon installation with signage linking to digital art. <b>Location:</b> Timbrell Park, Five Dock		<i>Queen Elizabeth Park War Memorial</i> , n.d., monument. <b>Location:</b> Queen Elizabeth Park, Concord	Andrew Regori, <i>Starlit Rhodes</i> , 2016, photograph. <b>Location:</b> Rhodes
Virginia Arregui, <i>What's For Dinner?</i> , 2016, mural. <b>Location:</b> Fred Kelly Place, Five Dock		Danny Sixx, ( <i>Concord Baseball Club mural</i> ), 2017, mural. <b>Location:</b> Norman St & Nullawarra Avenue, Concord	Jane Cavanaugh, <i>Allied Feeds</i> , 2010, concrete cast flour mill bags. <b>Location:</b> Mill Park, Rhodes
School students, ( <i>Mangrove Glass Art</i> ), n.d., glass. <b>Location:</b> Five Dock		Fiona Chandler, ( <i>Concord Baseball Club mural</i> ), 2016, mural. <b>Location:</b> Norman St & Nullawarra Avenue, Concord	Berger Paints, <i>Water Refill Station</i> , n.d., art bubbler. <b>Location:</b> Lewis Berger Park, Rider Boulevard, Rhodes
<i>Five Dock War Memorial</i> , n.d., monument. <b>Location:</b> Five Dock Park		Street banners	Chrissie Lanssen, <i>Flight to the North and Back Again</i> , 2018, corten steel sculptures. <b>Location:</b> Hoskins Reserve, Rhodes
Antonio Masini, <i>La Famiglia</i> , n.d., sculpture in bronze. <b>Location:</b> Stevenson Reserve, Abbotsford			<i>Kokoda Track Memorial Walkway</i> , n.d., monument and sound installation. <b>Location:</b> Rhodes East
Street banners			Mark McClelland, <i>Re-emergence</i> , 2014. <b>Location:</b> 36 Shoreline Drive, Rhodes



Carla O'Brien, Neon  
Nights in Five Dock, 2022.

The City of Canada Bay Public Art Strategy will develop projects and cultural initiatives with the potential to:

**Respond to the culture of Canada Bay**

In practice this means that art projects reflect the aspirations of the City of Canada Bay's cultural policies, offer opportunities for local artists where appropriate and respond to local issues.

**Reflect the cultural, social, and environmental significance of the area**

Art that responds to the place, its environment, and people. Public art should have the scope and resourcing to develop highly original and distinctive responses to landscape, sites and cultural environments will be encouraged.

**Respond to major sites as well as smaller localities**

Public art should have the capacity to provide intimate neighbourhood responses as well as significant cultural statements. It will contribute to wayfinding and a sense of place at both a local and district level. Project development will be managed to ensure

early consideration of public art followed by high quality collaborative work between artists, art planners, developers, community development, design, and architecture teams.

**Create connections along and across the foreshore and Parramatta River**

Public art should respond to the river, its foreshores, heritage, vistas, and linkages. The opportunity to connect to other shores and enable visual celebration of the water and its part in the life of riverside communities will be enabled through art and creativity.

**Celebrate heritage yet add contemporary cultural layers**

The rich Aboriginal living culture and heritage of the City will be celebrated. The powerful industrial and working heritage of the peninsular and corridors should also be an important focus.

**Support a culture of interaction, engagement, and dialogue**

The public art program offers thoughtful opportunities for community members to participate as part of a community building focus. It should resonate with a culturally

diverse community and the intercultural social environment of the City. It should celebrate the energy of the local while responding to global understandings. Community dialogue and engagement should be central to the development and realisation of art projects with opportunities for strategic input as well as art making.

**Achieve sustainable design and fabrication**

In practice this means that artworks are constructed from durable materials, use renewable resources where possible and are designed to discourage vandalism. Integrated artworks should be considered as part of development to offer a long-term presence.

**Exemplify excellence in public art and design**

The art is the work of an appropriate practising artist, themes and site opportunities are well developed, and experienced and qualified fabricators are used. Artists from diverse cultural backgrounds will be engaged and an open representative approach to public art be empowered.



Antonio Masini, *La Famiglia*, 2008, sculpture in bronze.

62

# opportunities, themes and contexts

## **A place of significance for Aboriginal communities**

*Aboriginal artists have played a defining role in developing art and design in Australian public environments. The opportunity to interpret and celebrate local Aboriginal heritage is a strong focus.*

The Wangal clan lived in an area called Wanne stretching from Birchgrove almost to Parramatta. The river was a rich food source and fishing was an important communal activity. There are seven midden sites in Canada Bay. Rock engravings can still be seen at Ryde and Gladesville and hand stencils at Birchgrove, Chiswick and Abbotsford. The first recorded contact was with the First Fleet in 1788 at Breakfast Point when numerous groups of people were recorded as living in this area.

## **The heritage of working life**

*In a time of rapid urban growth, the heritage of the City of Canada Bay is more important than ever. Cultural projects have the capacity to celebrate, interpret and add meaning to local heritage in a way that engages residents and visitors.*

The City of Canada Bay has rich cultural heritage. Early rural industries such as tanneries, timber and grain mills sprung up along the foreshores. But by the end of the nineteenth century large industry sites such as the Australian Gas Light Company

works (1886), Arnott's Biscuits (1907), Phoenix Ironworks (1915), Berger paints (1917), B.A.L.M later Dulux paint factory (1921), Timbrol/Union Carbide (1928), Bushells (1950) and Nestlé established in the area and led to residential communities of workers living nearby. Company villages developed with housing and lifestyle determined by the type of industry. Community identity grew with strong alliances to products and companies. So too did the social pleasures of the area. In the 1880s Correy's Gardens beside Cabarita Park became a popular recreational site for ferry passengers who played, walked, picnicked, and danced in the landscaped pleasure gardens.

## **Memories of freedom and incarceration**

*Art is a powerful vehicle for social commentary. Projects can deal with the conflicts and dilemmas of human experience with great insight and compassion. In many cases, public art allows a more insightful perspective on cultural heritage and social issues than might otherwise be possible in a public context.*

The City of Canada Bay was a halfway stop on the overnight walk from Sydney to Parramatta, a route for many convicts between the early settlements.. Great North Road in Five Dock was the start of the convict trail north to Newcastle which commenced in 1832. Early industries



developed around overnight accommodation for convicts at the Longbottom Stockade and private inns servicing the coaching industry between the two settlements. In the early 1840s 58 French speaking Canadian exiles were jailed here, hence the names of France Bay, Exile Bay, and Canada Bay. The City of Canada Bay now has residents from across the world, many of whom are exiles from global conflicts.

**An intercultural community**

*The cultural diversity of the City of Canada Bay's communities provides both a creative context and a rich iconography for public art projects. As communities change and new cultural groups emerge there is the potential to recognise and explore the new 'intercultural' landscapes that are part of everyday life.*

Like many other parts of Sydney, the City of Canada Bay is now home to people from many parts of the world. In the 2001 census 31% of the total population were born overseas with 25% of the population from non-English speaking countries. Italian, Cantonese/Mandarin, Greek, Arabic and Korean are the five major languages spoken. There is a significant Italian population due to rapid post-war migration, with established families

working in real estate, travel, and construction. Most recently there has been a steady increase in residents who have relocated from Southeast Asia as professional migrants.

**Health and wellbeing**

*In recent years there has been an increase in projects that explore the themes of art and health. The potential to develop works that affirm individual experience has been a key part of this, as well as public recognition of the role of art in supporting healthy lifestyles. Partnerships with major institutions and projects in community venues have been part of this focus.*

The City of Canada Bay has some of Sydney's most significant 'health environments', including Yaralla and Rivendell Estates. Gifted by Dame Edith Walker for community health care and use, the sites link the cultural, environmental, and therapeutic aspects of care and recovery. The gardens of Rivendell Estate were used to care for World War I soldiers with tuberculosis.

Additionally, Concord Hospital is one of Sydney's largest public hospitals, and the City's easy access to community centres, recreational facilities, and open space feed into a contemporary understanding of health and wellbeing.

**The energy of children and young people**

*Public art that is enjoyed by children and young people adds immediate vitality to public places. The potential to involve young people in the design and making process of public art can encourage a sense of pride and ownership of the completed works. Youth centres, play spaces, parks and town centres are all potential sites for works that celebrates the energy of youth.*

The City of Canada Bay is a young community. The area's largest growth in population has been families, with 45.2% of the population being aged between 25–54 years old and a 24.4% growth in children under 15 years since 2006. 26.5% of the census population in 2021 was children and young people under 24 years old. There are eight primary and eight high schools in the area. At almost 30% of the population their future needs are a vital part of planning for the City of Canada Bay.





### Riverside

*The City of Canada Bay is bordered by 36 kilometres of waterfront, and this presents public art opportunities to develop cultural links between communities and the winding river frontage, inlets, bays, and headlands. There is a potential for public artworks relating to or placed along the riverside to become significant destinations within their own right.*

Increasingly the river provides a cultural link between new creative industry areas including Walsh Bay, Cockatoo Island, Rhodes, Olympic Park and Parramatta. The waterfront itself has a growing communal focus with riverside parks, walk/bike tracks, wharves, and jetties facilitating recreation among new and older communities. On the water the Rivercat, water tours, boats, rowing, regattas, marinas, fishing and water sports are a lively part of life in the City of Canada Bay.

### Boundaries, journeys and connections

*Public art has an exciting role in defining the boundaries and entry points of local government areas especially in a time of new residential development. Place marking on both a city-wide and a neighbourhood level can allow art and design that builds local distinctiveness and lends a sense of arrival to city places.*

At the time the area was settled in the 1790s the City of Canada Bay was a halfway point between Sydney and Parramatta. In many ways the locality is still shaped by early transport links: the Parramatta River to the north and a bush track cut by convicts in 1791 to the south, which became Parramatta Road and the east/west boundaries of Victoria Road and Great

North Road. The river played a critical role in early transport links from Sydney to Parramatta. The Rose Hill packer collected fresh food and water from the City of Canada Bay on route for the journey. The bridges across the river at Gladesville, Drummoyne and Rhodes also gave the area definition and new connections to surrounding suburbs. The amalgamation of the previous Concord and Drummoyne Councils in 2000 has provided City of Canada Bay a strong mandate to build a common community identity across the diverse local government area.



Anderson Hunt,  
Drummoyne Oval, bronze  
mural and plantings.

## matrix of key public art themes by suburb

Themes	Aboriginal heritage	Heritage of working life	Intercultural community	Memories of freedom and incarceration	Health and wellbeing	Energy of young people	Riverside	Boundaries, journeys, and connections
Abbotsford	X	X		X	X		X	X
Bakehouse Quarter	X	X	X					X
Bay Run	X				X	X	X	X
Breakfast Point	X	X			X			X
Cabarita	X			X	X		X	X
Concord	X		X	X	X		X	X
Concord west	X	X			X			X
Drummoyne	X	X	X		X	X	X	X
Five Dock	X	X	X	X	X	X		X
Mortlake	X	X	X				X	X
North Strathfield	X	X	X			X		X
Rhodes	X	X	X			X	X	X
Rodd Point	X				X	X	X	X
Russell Lea	X					X		X
Wareemba	X			X		X	X	X





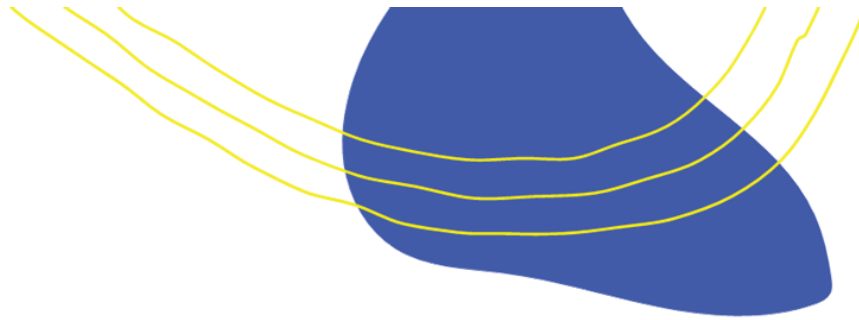
# community engagement

Community engagement is a key part of creating shared stewardship of public art projects, and successful engagement can support broader placemaking and community development outcomes. The implementation of the Public Art Strategy will include a comprehensive engagement process, and involve the following actions as part of the delivery of public art:

- Continued promotion of the Public Art Strategy with displays and information about projects and how to get involved
- Easy to read summary of the Public Art Strategy available online and at community venues
- Creative partnerships with schools, TAFE, community, and youth development sector
- Community engagement in projects as part of a structured process of community participation in design and artmaking
- Community participation in selection of artists and assessment of concepts
- Commitment to Aboriginal cultural development
- Local and emerging artist focus on a range of projects



Rivendell Recital Series,  
Opera Night at Rivendell,  
2013.



action plan

**PLANNING & PARTNERSHIPS**

Directions	Projects
The City of Canada Bay has a strategic approach to enabling a wide range of public art projects in community, commercial and environmental contexts. Adopt a strategic approach to planning regional cultural infrastructure.	<ul style="list-style-type: none"> <li>• Include public art as part of Voluntary Planning Agreements (VPAs) for large-scale developments</li> <li>• Encourage and develop public art programming in large-scale redevelopments</li> </ul>
Establish creative partnerships with government and regional institutions to enable innovative regional cultural projects.	<ul style="list-style-type: none"> <li>• Develop partnerships with schools to enable pupils to participate in cultural activities including festivals, public art and community arts projects.</li> <li>• Work with Metropolitan Local Aboriginal Land Council, and other Aboriginal groups including Boomali Aboriginal Artists Cooperative to develop projects and to source artists for public art projects.</li> </ul>
Develop a strategic approach to integrating public art into all Council and development plans.	<ul style="list-style-type: none"> <li>• Encourage provision of public art in planning documents and Development Control Plans (DCPs)</li> <li>• Utilise the City of Canada Bay Public Art Strategy to negotiate the provision of public art in developer agreements for strategic sites or large-scale developments.</li> <li>• Include a 'percent for art' allocation within Council's major capital infrastructure projects.</li> </ul>

**TOWN CENTRES AND URBAN ENVIRONMENTS**

Directions	Projects
Recognise the role that town centres play in fostering community cultural identity. As part of the place planning for centres allocate funding to develop distinctive artworks in key sites in all town centres including public domain elements, signage, banners, and sculptural art works celebrating town centre identity.	<ul style="list-style-type: none"> <li>• Rhodes</li> <li>• Chiswick</li> <li>• Five Dock</li> <li>• Mortlake</li> <li>• Parramatta Road Renewal Corridor</li> <li>• Concord West</li> </ul>
Identify sites within urban renewal, including murals, integrated artworks, sculptural and lighting projects such as hoardings for new developments.	<ul style="list-style-type: none"> <li>• Parramatta Road Renewal Corridor</li> <li>• Five Dock Town Centre Project</li> </ul>
Ensure that town centre heritage is articulated in the built environment and community spaces. Establish a thematic framework for art and design in each town centre to provide a portfolio of images, text, and photos for use in urban design and public art projects.	<ul style="list-style-type: none"> <li>• Rhodes Arts Plan</li> <li>• Five Dock Town Centre Project</li> <li>• Chiswick Place Program</li> <li>• Our Place North Strathfield Project</li> <li>• Refresh Drummoyne</li> <li>• Chiswick</li> <li>• Five Dock</li> <li>• Concord</li> </ul>



## LOCAL ENVIRONMENTS AND THE FORESHORE

Directions	Projects
Develop a staged public art and cultural program to enhance the foreshore. Implement the development of interconnected artworks at key sites along the foreshore.	Implementation of the Riverside Cultural Scoping Study Opportunities.
Use the Parramatta River to create strong cultural linkages between key sites between the City and Parramatta. Develop public artworks at key points on walking and cycling trails with specific themes i.e., environment, Aboriginal and European meetings, arts and heritage, maritime culture, prisoner histories, industrial heritage.	Implementation of the Riverside Cultural Scoping Study Opportunities.
Involve artists and communities in creating more vibrant and meaningful local environments. Catalogue, preserve and highlight significant trees through lighting, interpretive public art, and tree tours projects. Engage artists in the early stages of planning and design of public places to enable integrated artwork and cultural interpretation.	Implement public art projects as part of place planning and collaborate with local groups to fundraise for art projects.
Work with the Aboriginal community on interpreting and managing key sites. Commission indigenous arts and cultural interpretation at key sites as identified in the Aboriginal Cultural Heritage Study.	Aboriginal Interpretive Project.
Develop cultural projects to interpret environmental issues and educate the community. Coordinate cultural input and community participation into interpretive artworks and public art.	Community participation processes.

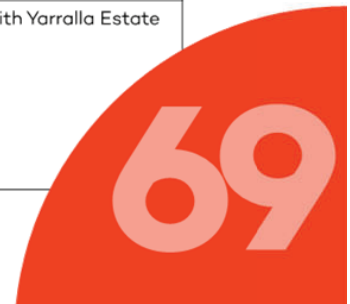


## HERITAGE SITES

Directions	Projects
<ul style="list-style-type: none"> <li>Ensure that industrial, social, and cultural histories are reflected in the built and natural environment. Use public art, interpretive work, oral histories, and industrial artefacts to celebrate the working heritage of the City of Canada Bay's foreshores.</li> <li>Enhance Yaralla through interpretive artworks, cultural events, and creative projects to generate greater community awareness, increase public activity and secure its future as a community asset.</li> </ul>	<ul style="list-style-type: none"> <li>Implementation of Public Arts Strategy and the Riverside Cultural Scoping Study</li> <li>Seek opportunities to partner in other public art projects around the estate.</li> </ul>
<ul style="list-style-type: none"> <li>Interpret cultural material from historical estates and key industrial sites. Apply for grants to exhibit, interpret, and develop creative arts projects with industrial heritage material.</li> </ul>	<ul style="list-style-type: none"> <li>Implement Riverside Cultural Scoping Study.</li> </ul>
<ul style="list-style-type: none"> <li>Work with the Aboriginal community on sites of Aboriginal cultural heritage in relation to management and creation of interpretive artworks. Involve Aboriginal artists in the early planning stages for any landscape design work at any of the identified sites in the Aboriginal Cultural Heritage Study and Management Plan such as Rodd Point, Sisters Bay, and Rocky Point.</li> <li>Seek funding for Aboriginal artists to create environmental artworks in one or more of these sites.</li> <li>Create Aboriginal text and language features in the environment to develop understanding and community awareness.</li> </ul>	<ul style="list-style-type: none"> <li>Aboriginal Interpretation Project</li> </ul>

## COMMUNITY CONTEXTS

Directions	Projects
<p>Ensure inclusion of culturally and linguistically diverse communities in all Council initiatives. Include histories of migrants to the City of Canada Bay in public art project themes, planning, and installation.</p>	<ul style="list-style-type: none"> <li>Interculture – series of projects that explore the changing ethnicities and cultural identity of the City of Canada Bay.</li> </ul>
<p>Involve education, health, and community organisations in cultural development. In partnership with NSW Department of Health develop a 'Creative Living' Project including wellbeing events, educational and public art activity on the Dame Edith Walker Estates, Yarralla, Concord Hospital and in other health care and community contexts.</p>	<ul style="list-style-type: none"> <li>Seek opportunities to partner with Yarralla Estate on cultural projects.</li> </ul>





Like all projects, public art projects result in a better product when they are well planned and efficiently coordinated. The following outline summarises the steps to realising a public artwork on private land and developments in the City of Canada Bay. For further reading, please see the NSW Government's *Public Art Toolkit (2022)*.

#### 1. Defining the scope of the project

The first step of delivering public artwork requires the City of Canada Bay's Place Management team, community members, site owners, the developer, or other interested parties to clarify DA requirements, discuss opportunities/themes and resolve any issues that may arise from developing a public art project. Council's Place Management team can provide guidance on appropriate artists and themes. Examples of other projects and the work of suitable artists may be reviewed. The developer may choose to engage an experienced arts consultant or cultural planner.

#### 2. Preparing an Arts Strategy

The developer will then prepare an Arts Strategy for the site. The strategy will include:

- Project description including the intent, art form and medium, scale and other information that allows a working understanding of the outcome.
- Context or location for the artwork. In the case of an integrated project, this should include the artwork's relationship to any architecture or landscape work.
- Strategy for community involvement.
- The themes or community issues the art project could address as per the City of Canada Bay's Public Art Strategy.
- Examples of work by preferred or short-listed artists.

**3. Confirmation of directions with council**

Prior to the submission of the Arts Strategy or proposal with a DA it is usual for the Place Team and the developer to meet again with Council officers to present ideas and directions and confirm the approach.

Submission of the art proposal will then occur with the Development Application and the community will be consulted. Any amendments required by Council will be made.

**4. Preparation of an artist's brief**

If required an art brief will be prepared. "A good brief outlines the project's vision, objectives and selection criteria while allowing space for creativity." NSW Government, Public Art Toolkit, 2022

The cultural planner or art consultant will then prepare a detailed artist's brief. The brief will describe the project, themes, site opportunities and constraints, budget, fabrication and installation requirements, artist selection criteria along with the way the project will be managed, and the level of community involvement expected.

**5. Engaging an artist**

Council requires artists working in public to be suitably qualified. In general, this means the artist is trained and has had experience working on public art projects or delivering works in the public domain. Open and transparent selection is encouraged through an advertisement or a short-list. If an artist who is considered for the job is simply offered the commission, an exemption from open selection rationale must be provided. The artist may be engaged directly by the developer through Council's Place Team. An appropriate contract covering insurance, timeframes, the brief, reporting and other issues must always be put in place.

**6. Coordination**

Art projects need close coordination and management if they are to be a successful part of a larger development process. Given the demands of the creative process and

the schedules and requirements of development it is usual for complicated design and fabrication issues to arise. Where there is not a person on the development team with public art experience, Council's Place Team should be engaged. This is often a continuation of the role of the cultural planner.

**7. Approval of the completed artwork**

Council will inspect the completed artwork as part of the sign-off of the development. In the case of artwork that is a condition of the development approval process, Council requires that the artwork be completed and installed prior to the site being used or occupied.

**8. Maintenance Protocols**

Asset management of public artworks is critical, as they need to be maintained to ensure they do not become a public liability or represent the artist's work poorly. Artworks are an important asset for any city as they demonstrate our cultural identity, are a source of civic pride, and act as a public amenity. They should therefore be well maintained.

Public art requires the same attention to maintenance and repair as other elements in public environments. Appropriate cleaning and repair, replacement of elements that are loosened or damaged, repair of vandalised surfaces or structures are all part of this process.

Artworks can become liabilities rather than assets if they are poorly maintained. To ensure appropriate maintenance developers are required to have an Asset Management Plan on the installation/completion of the artwork. Final payment milestones should not be released until this document has been registered. Fabrication defects should also be identified and rectified before handover is completed.



Qualified art conservators and not general trades people should carry out all significant conservation work. An annual allocation for assessment, cleaning and maintenance is required to care for public artworks. The involvement of the artist in both repair and maintenance should be specified along with timeframes for both routine and emergency work as required.

Asset Management Plans should set out details of:

- Construction and materials used
- Surface finishes and their expected lifespan
- Cleaning requirement and timeframes
- Procedures and treatments for both cyclical maintenance as well as in events such as vandalism or unintentional damage
- Photographs where possible of the internal construction.


An agreement should be made about what constitutes an achievable and reasonable level of annual maintenance to minimise future conservation work.

Other asset management considerations relate to the possibility of considering the possible alteration, removal, relocation or even the destruction of the work. In each of these situations there are important issues to consider, and the following section provides some guidance on how to approach the options.

#### 9. Decommissioning

Artworks, like other elements of public environments and buildings, have a defined period in which they can be expected to remain in good condition. This is dependent on environmental factors, materials, and fabrication processes. Circumstances also arise where redevelopment of a site or changed uses render an artwork inappropriate and require its removal. Where this is the case Council will require the site owner or developer to provide a plan developed in consultation with the artist to confirm the appropriate steps. Disposal of the work or relocation to another area may be required. Council may also request the commissioning of a new work.

Artworks should be reviewed on an annual basis to determine the work's continued relevance and lifespan. The artist contract should include the artwork's lifespan and decommissioning should be considered



at the end of this period. The value and relevance of continued repair is to be considered by public art specialists and assets managers. A work may have gained significant cultural value in terms of cultural significance trends, artist reputation or its importance to the local community. Investment in its restoration may be required if this is the case.

Council, developers or site owners may also need to relocate or decommission artworks in response to the changes in the public domain and changes in the uses of the spaces. The process for this should be included in any artist schedules and contracts. Reasons include integrity of the artwork, use of the place, community values or risk management.

Disposal may be required if an artwork is deemed to be beyond repair or of less value than the cost of the repair, or if repair may result in a work being no longer considered relevant or appropriate in a cultural context. In all cases where a work is to be removed or disposed of, the artist or artist's estate should be consulted and given an opportunity to be involved in the decision-making process. The process of deaccessioning/decommissioning and disposal of Council owned artworks is detailed in Council's City Art Policy.







## acknowledgements

**Cover Artwork**

Jason Wing, Mullet Feast and Wangal Wall, 2015, play equipment concepts and retaining wall.

**Writers**

Katelyn-Jane Dunn and Stephanie Kelly

**Photographers**

Ann-Marie Calihanna and Ben Williams.

**Designer**

JMR Creative Design

.....

**With thanks to**

Metropolitan Local Aboriginal Land Council, City of Canada Bay Reconciliation Action Plan Working Group, attendees of Council's 2022 Aboriginal and Torres Strait Islanders Meet-up, community members who provided feedback as part of our consultations and surveys, attendees of the City of Canada Bay Cultural Plan workshops including Natalino Bongiorno, Christian Bracci, Craig Brown, Catherine Brown, Frank Cufone, Christine Curtis, Rameses Florentino, Jose Gutierrez, Adele Henty, Lise Hobcroft, Romanda Newman, Salvatore Panatteri, Julie Peadon, Maria Poulos, Amara Primero, Bruna Rodwell, Christina Rojas, Ebony Russell, Kym Shields and Marco Vella.

Art Collection Policy



CITY OF  
CANADA BAY

## ART COLLECTION POLICY

Date of Adoption: TBC

Effective Date: TBC

Art Collection Policy

## Table of Contents

Purpose .....	1
Background.....	1
Objectives .....	1
Scope .....	1
Roles & Responsibilities.....	1
Definitions .....	2
City of Canada Bay Art Collection .....	3
The City's Art Collection as an Asset .....	3
Collection Development .....	4
Collection Management .....	7
Collection Access.....	7
Policy Review.....	8
Legislation and Related Documents.....	8
References .....	8

## Art Collection Policy

### Purpose

This Policy contains direction for the acquisition, management, documentation and deaccessioning of items in the City of Canada Bay Art Collection. It sets out principles and practices to guide decision making about the Collection to meet best practice in its development, documentation, conservation, interpretation, and display.

### Background

Formed in 2000 through the merging of Concord and Drummoyne Councils, the City of Canada Bay is located in Sydney's inner west, about 6-12km from Sydney's CBD. With its 16km of waterfront, our area is known for its picturesque landscape and vibrant communities.

Council recognises the importance of arts and culture to local communities and the role that the City of Canada Bay's Art Collection can play in fostering a sense of civic pride, place, shared history, and voice. The Collection provides an opportunity to conserve items of significant cultural value, preserve local stories, support artistic excellence, generate community conversations, and enliven our public spaces. The Collection also provides value for residents as an educational and research tool, with artwork publicly accessible.

### Objectives

1. To develop a permanent collection that reflects the accession criteria and is accessible to a wide audience through multiple platforms (e.g. public display, exhibition, online catalogue).
2. Ensure that the collection reflects and engages with local and professional artists, organisations and communities and fosters positive collaboration.
3. To provide the community with opportunities to engage with works of art in a public place.
4. To acquire works of art by way of purchase, bequest, gift, or donation in accordance with the established delegated authority.
5. To develop and maintain the collection in a way that is sustainable, ethical and meets best industry practice within the capacity of Council.

### Scope

This Policy relates to all artworks and cultural items of significance, including public art. It does not relate to collecting activities of Library Collections Policy and excludes corporate décor used for decoration of Council property. The Policy also excludes ephemeral art that, due to its temporary nature, is not recorded in Council's Art Collection catalogue.

This Policy applies to:

- Council staff;
- Councillors;
- Participating donors and art funders (private and public); and
- Participating artists, residents, community group and organisations who may interact with the Collection.

### Roles & Responsibilities

Position(s)	Responsibilities
Place Management Team	Manage the City of Canada Bay Art Collection in accordance with this Policy and maintain the City Art Collection register and database.
Manager, Place Management	Oversee the administration of the City Art Committee and adherence to this Policy.
City Arts Committee	Assess acquisitions and deaccessions of artwork from the Art Collection with a Fair Market Value of \$50,000 and above.
Councillors	To approve/reject the recommendations of the City Art Committee to acquire or de-access artworks from the Art Collection.

Art Collection Policy

## Definitions

Term	Definition
Accession	The process undertaken that formally acknowledges a work of art as part of the collection.
Acquisition	The process of obtaining valid title to an artwork through gift, purchase, bequest, or commission.
Audit	The process of inspecting the art collection to confirm the location and condition of artworks.
Civic Art	Works of art that are related to the political and/or civic history of the City of Canada Bay.
Commission	Council may commission an artist to produce artwork for the Collection. The terms and conditions of the commission will be stipulated in a commissioning contract.
Corporate décor	Items that are used for internal display on Council premises as decoration which hold no intrinsic value or significance and do not meet the collection's acquisition criteria.
Deaccession/disposal	The process of the permanent removal of an object from the City of Canada Bay's Art Collection.
Exhibitions	A curated display of the City of Canada Bay Art Collection items which may also include items on loan from external organisations or individuals.
Fair Market Valuation	A Fair Market Valuation refers to the average estimated reasonable prices that would be negotiated in an open and unrestricted market between two knowledgeable, willing and not anxious parties. A Fair Market Valuation must be undertaken by a professional art valuer.
LMS	Refers to the Library Management System, Spydus, in which the catalogue of the City Art Collection is stored. Collection items can be searched via the Library's online catalogue.
Permanent or long-term loan	Loans that are of a fixed term and the length of the loan is negotiated between the lender and City of Canada Bay Council. By definition, a loan does not involve a transfer of title and the lender is entitled to the return of the item at the end of the agreed term. A permanent loan is considered to be of 50 years or more.
Preventative/preservative conservation	A form of conservation that is undertaken as part of collection care to slow deterioration of or protect damage to collection items. For items of historical or cultural value, preventative/preservative conservation is preferred over restorative conservation.
Provenance	The history and ownership of an item from the time of its discovery or creation to the present day, through which provenance that authenticity and ownership are determined.
Public Art	Artworks acquired, commissioned, or created to exist in the public domain (both indoor and outdoor), such as parks, precincts, building projects and streetscapes. Public art can refer to both permanent installations and ephemeral artworks such as temporary installations.
Regalia	Items from town halls, Council chambers and those with a provenance in Council business, such as ceremonial objects, plaques, certificates, and memorabilia.
Restorative conservation	A form of conservation that is undertaken as part of collection care and involves modifying the existing material and structure of an object to

Art Collection Policy

	represent a known earlier condition (e.g., as new, or original). Restoration is often irreversible, and thus restoration treatment should be minimally applied, and wherever possible, removable.
Work of art	Work of art refers to a form or expression of the arts and crafts with a determined aesthetic and/or cultural value. It may include painting, sculpture, ceramics, photographs, printmaking, use of information technology, multimedia, mixed media, textiles, drawings, etc.

## City of Canada Bay Art Collection

The City of Canada Bay Art Collection comprises of three distinct sub-collections: the Civic Art Collection, Public Art Collection and City Art Collection. The three collections together are referred to as the 'City of Canada Bay Art Collection' or 'City Art'.

### Civic Art Collection

The Civic Art Collection contains works of art that relate to the civic and/or political history of the City of Canada Bay and Council. This includes former mayoral and councillor portraits. This collection excludes regalia, documents, historical objects, memorabilia, and ephemera which are held in the Local Studies Collection and subject to the Library Collections Policy.

### Public Art Collection

The Public Art Collection includes artworks of all mediums that have been acquired, commissioned, or created with the express purpose of existing within the public domain. They are designed to stimulate the community and foster a sense of place. Public spaces are generally accessible to all and can be both indoors – such as foyers – and outdoors, such as parks, community squares or other building projects.

The Public Art Collection is subject to principles detailed in the Public Art Strategy, with each artwork also subject to any relevant commissioning agreements.

### Art Collection

The Art Collection comprises of artworks that illustrate historical and contemporary aspects of life in the City of Canada Bay, and are collected to preserve, enrich, and enhance the cultural fabric of the local community. The works are intended for display and exhibition and are specifically acquired, donated, or commissioned by Council through a formal curatorial and formal art acquisition process. Works included in this category include paintings, sculptures, photographs, textiles, installations, and digital media. This collection does not include corporate décor.

## The City's Art Collection as an Asset

The City of Canada Bay's Asset Management Policy provides the principles for managing assets under the Council's control and "describes the process for 'whole of life' asset management from planning, purchase, operation, and maintenance to disposal of assets. It also encompasses integration of asset and service outcomes."

This Art Collection Policy integrates with the objectives outlined in the Asset Management Policy and within the objectives of the Council's Cultural Development Plan.

The following points are identified in Council's Asset Management Policy as areas to be covered by Asset Management Plans and are either covered by subsequent sections of this Policy or are explored below:

- **Levels of Service:** See 'Objectives'.
- **Demand forecasts:** Loan and collection data are maintained by the Place Management Team. This data can be used to determine popular loans and exhibitions and compared to population growth and demographic data to forecast community demand and expectations for the art collection as a community resource.
- **Asset portfolio:** See 'City of Canada Bay Art Collection'.

## Art Collection Policy

- **Asset Management activities:** See 'Collection Management'.
- **Operations:** The City of Canada Bay Art Collection supports a range of operational activities including internal and external loans, public exhibitions and placemaking activities.
- **Maintenance:** See 'Collection Management'.
- **Renewals:** The City of Canada Bay Art Collection is updated and maintained in accordance with this Policy's Acquisition and Deaccessioning Criteria.
- **New works:** See 'Acquisitions'.
- **Disposals:** See 'Deaccessioning'.
- **Asset Management gap analysis:** See 'Collection Management' and 'Acquisition Criteria'.
- **Financial Forecasts:** The Asset Management gap analyses may be used to determine future funding needs for the City of Canada Bay Art Collection. In addition, annual adjustments for CPI and population growth may be considered when planning collection budgets.

## Collection Development

Collection development refers to the process of assessing and refining the collection through acquisition and deaccession. Acquisitions should be undertaken in accordance with Council's Procurement Policy and the deaccessioning of items in accordance with the Asset Disposal Policy. In the instance of original artworks, 'quotes' in accordance with the Council's Procurement Policy can include independent valuation, the Fair Market Value of similar artworks, and the gallery/artist's asking price for the artwork.

### Acquisitions

Items may be acquired and accessioned to the collection through donation, purchase, transfer, commission or through an acquisitive competition organised by Council. Public art works commissioned for a specific and limited period may be administered as part of the public art collection for the nominated period. Acquisition as part of an art competition is at the discretion of the delegated authority, subject to the competition's Terms and Conditions and the acquisition must still meet the Collection's Acquisition Criteria and Standards.

Items can be proposed for acquisition by members of the community, Councillors or Council officers. Proposals for acquisition must be submitted with the following information and where appropriate, the item made available for a studio or gallery visit. Proposals must contain the following:

- Image of work.
- Title of the work, name of artist and date of production (if known).
- Description of the item.
- History and provenance of the item.
- Significance of the work and relevance to the Collection and its Acquisition Criteria.
- Associated costs such as storage or display requirements.
- Expert recommendations and valuations (where applicable).
- Conservation report (where necessary).
- Fair Market Value cost.
- Attachments as required.

A report of the item's suitability in meeting the objectives of this Policy and the acquisition criteria will then be developed and must be submitted to the designated approver for assessment. Works of art accepted into the Collection will be registered and catalogued on the date of acquisition and relevant documents filed into the Library Management System (LMS).

Council will not automatically accept any gift of a work of art offered as a donation. Donations of all artworks to the Collection must be approved in accordance with this Policy.

### Acquisition Approval

There are three distinct approval processes depending on the current market value of the acquisition or acquisition type. Acquisitions must also adhere to Council's Procurement Policy and in the case of artwork commissions, it is recommended that three artist quotes be obtained for all artworks under \$250,000. Artwork commissions valued over \$250,000 require an EOI or request for tender process as per legislation.

Art Collection Policy

Item	Approval Process
<b>Minor work</b> Current market value of \$14,999 and below	The proposed acquisition or commission must be evaluated against the Acquisition Criteria and Standards by the delegated authority, in the case of competitions, a judging panel.
<b>Significant work</b> Current market value between \$15,000 to \$49,999	The proposed acquisition or commission must be evaluated by a professional expert or registered valuer who will evaluate against the Acquisition Criteria and Standards and provide their recommendation/s to the relevant Council staff.
<b>Major work</b> Current market value of \$50,000 and above	The proposed acquisition or commission must be evaluated by a City Art Committee of experts who will evaluate the work against the Acquisition Criteria and Standards and provide a recommendation to Councillors to decide.

The monetary value of artworks will be determined by either:

- The current market value set by the selling artist, agent or representing gallery;
- The most recent sale price of the artwork; or
- The value estimated by a professional, registered valuer (ACAA Registered valuers).

Funding for acquisitions may come from Council's operational or capital works budgets, external funding such as grants, agencies or philanthropic trusts and foundations, partnerships and sponsorship, donations, bequests and gifts of money and funds generated through the sale of de-accessioned works from the collection.

### Acquisition Criteria

All artworks considered for acquisition must meet the Objectives of this Collection Policy and at least one of the acquisition criteria below:

- Increase the representation of Aboriginal and Torres Strait Islander artists within the Collection.
- Innovative and relevant work of merit by respected emerging, mid-career or established artists who live, work, or have a significant connection to the City of Canada Bay.
- Is significant to the cultural, social, environmental, political, or social history of the City of Canada Bay, its places and its people.
- The work is otherwise relevant to the City of Canada Bay through subject matter or projectsignificance.
- The work fills a gap or builds upon strength/s of items and/or areas in the collection.

### Acquisition Standards

In addition to the Acquisition Criteria, all artworks must be measured against the following Acquisition Standards:

- **Relevance:** Does the acquisition fit the collection's purpose and acquisition criteria?
- **Significance:** Priority is given to items that are significant for their historic, aesthetic, research, social or spiritual value.
- **Provenance and documentation:** The artwork must have clear and documented provenance. Items with disputed or unproven provenance should not be acquired.
- **Rarity and representativeness:** Priority is given to objects that are rare or have representative value for the City of Canada Bay's people and places.
- **Condition:** Is the artwork in good condition? If not, does the relevance, rarity and representativeness justify the expense of any conservation work required?
- **Materials, storage, and display:** Does the artwork have specific storage and display requirements, such as specific temperature and humidity controls? Is Council able to meet these requirements in the storage and display of the artwork?
- **Duplications:** Is the artwork already duplicated in the collection, as an object or in type/subject/category? If so, is the item a better example worth collecting, or will it dilute the items already in the collection and require additional resources?
- **Legal title:** Will Council be able to acquire legal title? If not, the artwork should not be acquired.
- **Permission to reproduce images of the artwork:** Permission must be sought to reproduce images of the artwork for the purposes of exhibitions, display, and other Collection activities.



#### Art Collection Policy

Artworks that are encumbered by restrictions which are not possible to fulfil will not be acquired under this Policy.

#### Deaccession and Disposal

Deaccessioning is the process by which Council may remove items from its Collection for disposal. It is an important part of responsible collection management and is a process that should be undertaken with great care. Any deaccessioned items should be fully documented prior to disposal. In the first instance, the artwork should be offered back to the artist, donor, or estate prior to disposal. Where this is not possible, the item can be transferred to another collecting institution, sold, or as a last resort, destroyed.

Artwork left with Council as part of programs and activities that is not claimed within 90 days will be considered the property of Council and will be disposed of. Such items are not to be acquired as part of the Collection.

Any money raised from the sale of deaccessioned artworks will be used for future acquisitions and the development and care of the Collection.

Deaccessioned artworks will not be made available for acquisition by Councillors, Council Committee members, City of Canada Bay staff or their families.

#### Deaccession Criteria

For an artwork to be removed from the City of Canada Bay Art Collection, it must meet at least one of the following deaccession criteria:

- The artwork does not meet the Acquisition Criteria and/or the Acquisition Standards appropriate for the Collection.
- The artwork is a copy, reproduction or duplicate of another work in the collection with the other work being a better example.
- The artwork is in poor condition, degraded or irreparably damaged beyond reasonable repair or the capacity of Council to rectify.
- The artwork is impractical to store or maintain.
- The artwork can be better managed by another institution.
- The artwork lacks provenance or information to support its authenticity and/or significance.
- The artwork should be repatriated to original owners.
- The artwork is lost or stolen without the possibility of recovery.
- The artwork poses a risk to public safety, which cannot be mitigated.
- The artwork has a limited life or predetermined deaccession date.

Items cannot be proposed for deaccessioning:

- On purely aesthetic grounds.
- If they have a legal encumbrance that prohibit them from being deaccessioned.
- If they have contested provenance.

#### Deaccession and Disposal Procedure

To deaccession an artwork, a report must be developed outlining the case for deaccessioning according to the Deaccession Criteria. This report will be assessed by the City Art Committee and a recommendation made to Council's Place Management team.

If deaccessioning is approved, the item is to be held within the Collection for a 12 month 'cooling off' period. This 'cooling off' period allows Council time to contact the original artist/donor or estate and consider options for disposal.

Approved methods of disposal of artworks from the City of Canada Bay Art Collection are:

1. Return to the donor/artist or their estate. This should always be attempted in the first instance.
2. Offering the artwork to other collecting institutions.
3. Auction or sale of artwork, with any profit being used for future acquisitions and the Collection's development and care.
4. Destruction or dismantling of the artwork in accordance with Operational Management Standard's Asset Disposal. This is to be treated as a last resort.

Art Collection Policy

## Collection Management

### Documentation and Cataloguing

Regular documentation is an essential part of responsible collection management. The Place Management Team, in partnership with City of Canada Bay Libraries, will maintain a catalogue of the Art Collection and record all relevant information relating to artwork within the Collection. This includes information relating to acquisitions, deaccessioning and disposal, condition and conservation, valuation and insurance, changes to location and display, loans, exhibitions, and other types of access.

All items in the Collection will be provided with an accession number and safely tagged with artwork information, in line with industry practice. Stocktake and detailed condition reporting of the collection will be annually, with conservation ratings for all works maintained and any changes recorded. Valuation of the Collection by a professional, registered valuer will be undertaken every five (5 years) to determine the Fair Market Value.

### Collection Care and Conservation

Council is committed to the conservation, preservation, and care of artworks within the City of Canada Bay Art Collection. This is done through a combination of preventative conservation and restorative conservation.

Conservation activities may include creating and maintaining a protective environment for the Collection, monitoring the condition of the Collection, establishing conditions of use, and controlled handling and transit of artworks in line with best museum practice.

Collections and items requiring conservation treatment may be withdrawn from display until conservation work is completed to reduce further risk of deterioration. Expert opinion and advice may be sought regarding the conservation needs of the Collection and to carry out repairs, restoration, or care. The Place Management Team are responsible for the commissioning and documenting of all conservation work on the Collection.

To prevent further deterioration of artwork, any damage to Collection items must be reported immediately to the Place Management Team. Damage is to be documented along with any conservation treatments applied.

### Moral Rights and Copyright

The moral rights of artists will be upheld together with Council's legal obligations related to the artwork that it owns, including copyright and licenses. Part IX of the Copyright Act 1968 provides for comprehensive protection of moral rights including:

- Right of attribution of authorship.
- Right not to have authorship of a work falsely attributed.
- Right of integrity of authorship of a work.

Council acknowledges that copyright of the works is and remains the property of the Licensor (or the party authorising this licence) and Collection items will only be dealt with as allowed under the Agreement or the Copyright Act 1968 unless other uses are allowed under a separate agreement. The reproduction of items in the Collection are protected by copyright and may only be reproduced as permitted under the Copyright Act 1968.

## Collection Access

City of Canada Bay is committed to providing access to its collection through public display, exhibitions and through the online LMS catalogue. Members of the public can request access to items that are not on display or available online by contacting the Place Management Team.

### Exhibitions and Display

The display and exhibition of Collection artwork is the responsibility of the Place Management Team.

Works from the Collection as well as other arts and cultural projects are regularly exhibited within Council's key civic buildings and spaces. Exhibitions are to be developed in line with the aims and objectives of this Policy.

Artworks may also be used for display within Council buildings, offices, libraries, and spaces. When determining the location for display, Council will give priority to public areas where appropriate hanging arrangements exist.

7

#### Art Collection Policy

Consideration will also be made regarding suitable lighting and recognition of the limitations of displaying artworks in a non-museum environment. Council will endeavour to, where possible, meet best possible practices in the lighting and display of artworks.

Items with cultural and/or religious significance will be displayed in accordance with the *Code of Ethics for Art, History and Science Museums* (1999), the Aboriginal Heritage Act 2006 and Aboriginal Heritage Act Regulations 2018.

Artworks from the City of Canada Bay Collection will be displayed with interpretive information including (but not limited to):

- The artist/s name/s.
- Title of the artwork.
- Year the artwork was created.
- Materials used.
- Dimensions.
- Collection, donation, or loan details, as required.

#### Loans

Council may occasionally loan an artwork from the Collection to an institution or organisation for exhibition or community engagement (an outward loan) or receive a loan from an organisation or institution for similar reasons (an inward loan). Such loans are made on a case-by-case basis and are approved by the Place Management Team. Council does not permit permanent or long-term loans and the terms and conditions of all loans must be set out in a Loan Agreement.

#### Review

This policy will be reviewed 12 months following its adoption and then every three years or as required in the event of legislative or other relevant requirements. Any amendments must be by way of a Council resolution

### Legislation and Related Documents

#### Legislation

- Aboriginal Heritage Act 2006.
- Aboriginal Heritage Act Regulations 2018.
- Copyright Act 1968 (Cth)
- Local Government Act 1993 (NSW)
- Local Government (General) Regulation 2005 (NSW)

#### Related Council Policies and Documents

- Asset Disposal Policy
- Asset Management Policy
- City of Canada Bay Cultural Plan
- Cultural Facilities Report
- Library Collections Policy
- Public Art Strategy
- Procurement Policy

#### References

- AMaGA, *Small Museums Cataloguing Manual*, 2021.
- *Australian Best Practice Guide to Collecting Cultural Material*, Australian Government, Attorney General's Department, Ministry for the Arts, 2014.
- ICOM Code of Ethics, 2006.
- Museums Australia, *National Standards for Australian Museums and Galleries* (Version 1.4, 2014).
- Museums and Galleries NSW, *Condition Reports – the Essentials*, n.d.
- Museums and Galleries NSW, *Handling Museum Objects*, n.d.
- Museum Development North West and Jen Kavanagh, *Contemporary Collecting Toolkit*, 2019.
- National Association for Visual Artists, *Code of Practice*, 2001.
- Simpsons Solicitors, *Chapter Four: Acquisition of Collection Items*, 2017.
- Simpsons Solicitors, *Chapter Five: Deaccessioning*, 2016.

Creative Hoarding Policy



CITY OF  
CANADA BAY

## CREATIVE HOARDING POLICY

Date of Adoption: TBC

Effective Date: TBC

Creative Hoarding Policy

## Table of Contents

Purpose .....	1
Background .....	1
Objectives .....	1
Scope.....	1
Roles & Responsibilities .....	1
Definitions.....	1
Criteria for Requiring a Creative Hoarding.....	2
Options for Creative Hoarding.....	2
Suitability Criteria for Creative Hoarding.....	3
Legislation and Related Documents .....	3
References .....	4

Creative Hoarding Policy

## Purpose

This Policy contains direction for the application of creative hoarding in the City of Canada Bay Local Government Area (LGA). It sets out criteria for the requirement of creative hoarding, available options for artwork, graphics and images and suitability criteria used for the assessment of proposals.

## Background

The City of Canada Bay is in Sydney's inner west, about 6-12km from Sydney's CBD. With its 16km of waterfront, our area is known for its picturesque landscape and vibrant communities. Public art and placemaking are important parts of cultural development in the City of Canada Bay and contribute to our dynamic village centres. This Policy relates to the goals and opportunities identified within the Cultural Plan and Public Art Strategy, including the display of creativity in the City, and supporting both community and artist cultural aspirations.

Under Section 138 of the *Roads Act 1993*, consent is required to erect a hoarding on public land. Council is responsible for issuing consent, and applicants wanting to erect hoarding must apply using the *Hoarding Permit Application Form* and meet the *Hoarding Permit Terms and Conditions*. Under this Policy, creative hoarding using artwork, graphics or photographic images are required if the proposal meets certain criteria. The options available to applicants for creative hoarding are also outlined within this Policy as well as the criteria used to assess creative hoarding submissions.

## Objectives

1. To contribute to the visual amenity of the public domain and streetscape during the construction phase of development and minimise adverse visual impacts.
2. To support and promote art and artists within the City of Canada Bay.
3. To promote cultural development and placemaking within the City of Canada Bay.
4. To reflect the vibrant culture and history of our City and village centres.
5. To discourage bill posters and graffiti at construction sites.

## Scope

This Policy applies to the City of Canada Bay LGA and is administered by Council's Place Management Team.

## Roles & Responsibilities

Departments/Position	Responsibilities
Place Management Team	To administer this Policy and manage applicant enquiries.
Manager, Place Management	Oversee the administration of the City Art Committee and adherence to this Policy.
City Arts Committee	To assess the suitability of proposed creative hoarding according to the criteria set out in this Policy.
Health, Building & Compliance	Assess and issue approval for a hoarding application

## Definitions

Term	Definition
City Arts Committee	The City Arts Committee is a sub-committee of Council. The Committee aims to promote and advocate for arts and cultural development in the City of Canada Bay, and comprises of Council staff, Councillors, and community representatives.
Creative hoarding	A hoarding is a temporary structure placed on the Council's land (footway/roadway) that encloses a building site during construction and separates the workspace from the public place. It may also include an overhead protective barrier. The display of artwork, graphics and images on these temporary structures are often called 'creative hoarding'.

Creative Hoarding Policy

Public Art	Artworks acquired, commissioned, or created to exist in the public domain (both indoor and outdoor), such as parks, precincts, building projects and streetscapes. Public art can refer to both permanent installations and ephemeral artworks such as temporary installations.
State classified road	The <i>Roads Act 1993</i> establishes the classification of roads. Under that Act, the following are identified as State classified roads: <ul style="list-style-type: none"> <li>a. A main road</li> <li>b. A highway</li> <li>c. A controlled access road</li> <li>d. A secondary road</li> </ul>
Zoning of land	The <i>Canada Bay Local Environment Plan (LEP) 2013</i> consists of a written document and a series of maps including land zoning. The LEP and public mapping identifying zones in the LGA can be found at <a href="http://canadabay.nsw.gov.au/development/plans-policies-and-controls/planning-controls-LEP-DCP">canadabay.nsw.gov.au/development/plans-policies-and-controls/planning-controls-LEP-DCP</a>

### Criteria for Requiring a Creative Hoarding

Applications for a Type A or Type B hoarding proposed to be erected on public land which meet the following criteria will require creative hoarding:

- a. Hoardings proposed on land zoned B4 Mixed Use, B6 Enterprise Corridor, or SP2 Infrastructure under the *Canada Bay Local Environment Plan 2013* **and** to be erected for eight weeks or more

OR

- b. Hoardings proposed on land located along a State classified road, regardless of the zone, **and** erected for eight weeks or more

OR

- c. Hoardings proposed in any other location than that referred to in a. and b. above **and** erected for 12 weeks or more, **except where:**

- i. The capital investment value of the work to which the hoarding relates is less than \$1 million

OR

- ii. The land is zoned R2 Low Density Residential

OR

- iii. The land is zoned R3 Medium Density Residential and located in a lane or street that does not have through traffic (e.g., a cul-de-sac or no through road).

Creative hoarding is not required for a narrow site (8 metres or less), minor works such as a new shopfront and shop fit outs, hoardings that are proposed to be in place for less than four weeks, or in exceptional circumstances as determined by the Manager Health, Building & Compliance.

### Options for Creative Hoarding

At least 75 per cent of the surface area of a hoarding, including return end panels, major or large access gates and doors (wider than two metres) and fascia must be covered with a graphic display and the remaining surface must be finished and painted black or a complimentary colour. A small section of hoarding near the site entrance should be free from artwork for site safety signage and any other relevant regulatory information.

Applicants should only select one design per construction site and engage a large format print company to print and install the artwork.

#### Creative Hoarding Policy

When a creative hoarding treatment is required as part of an application, the applicant can choose from the following options:

**a. Use a licenced artwork**

Council has a range of artwork that is available to developers to use on hoardings free of any copyright charge. To discuss and view available artwork, the applicant must contact Council's Place Management Team.

**b. Use historic images**

Local historic photographic images of a suitable size and resolution from Council's Local Studies Collection. These images are made available to developers to use on hoardings free of any copyright charge. To discuss and view available images, the applicant must contact Council's Place Management Team.

**c. Bespoke artwork**

The developer may commission or create their own high quality, site-specific artwork for approval. Applicants must discuss their proposal with the Place Management Team prior to commissioning or commencing artwork design, and the suitability of the artwork will be assessed according to the criteria listed within this Policy.

As temporary structures are placed on land owned by Council, the City of Canada Bay reserves the right to require an applicant to display specific artwork, graphics, or community information about Council initiatives. This includes special events, festivals and other initiatives undertaken by Council from time to time.

### Suitability Criteria for Creative Hoarding

The City Arts Committee will assess and select artwork and historical images referred to above having regard to the following criteria:

- Suitability of the proposed creative hoarding artwork/image/graphic to be produced in large format
- Relationship/appropriateness of the proposed creative hoarding to the locality
- Artistic excellence
- Ability of the proposed creative hoarding to engage with the public and add visual interest in the streetscape

Additionally, creative hoarding proposed along State roads, and/or near signalised intersections or signalised pedestrian crossings will require input from relevant stakeholders, including Transport for NSW.

Council strongly encourages applicants considering bespoke creative hoarding to refer to the City of Canada Bay's Public Art Principles and Themes contained within Council's Public Art Strategy. In approving any bespoke artwork, Council accepts no copyright responsibilities that the applicant may need to meet.

### Enforcement

The provision of artwork to a hoarding is required to be completed to Council's satisfaction within 14 days of the installation of the hoarding. Failure to provide artwork to the hoarding within the nominated time period will be treated as a breach of the conditions of approval and may result in the withdrawal of the approval or otherwise enforcement action.

### Legislation and Related Documents

#### Legislation

- Environmental Planning and Assessment Act 1979.
- Environmental Planning and Assessment Regulation 2000.
- Local Government Act 1993.
- Local Government (General) Regulation 2005.
- Roads Act 1993.



#### Creative Hoarding Policy

- Roads Regulation 2008.

#### Related Council Policies and Documents

- City of Canada Bay Cultural Plan
- Public Art Strategy
- Hoarding Permit Terms and Conditions

#### References

- Burwood Council, *Revised Hoarding Policy*, 2021.
- City of Sydney, *Guidelines for Hoardings and Scaffolding*, 2017.
- Wellington City Council, *Creative Hoardings Pilot Programme*, 2021.
- Woollahra Municipal Council, *Woollahra Creative Hoardings Policy*, 2020.



CITY OF  
CANADA  
BAY

## COMMUNITY EVENTS STRATEGY AND POLICY

Date of Adoption: TBC  
Effective Date: TBC

Community Event Strategy and Policy

Purpose .....	3
Policy statement.....	4
Principles .....	3
Objectives .....	4
Related process roles and responsibilities .....	4
Review .....	4
Related policies, plans and fact sheets .....	5
Sponsorship.....	5
Event Sustainability.....	5
Waste avoidance and litter management .....	6
Transport .....	6
Accessibility .....	6
Accessibility Access Plan Considerations .....	7
Risk management.....	8
Risk assessments .....	8
Hazard identification.....	9
Risk control .....	9
Extreme Weather .....	9
Insurance .....	10
Event Cancellation .....	10
Protocol .....	10
Aboriginal acknowledgement .....	10
VIP invites.....	10
Speaking order.....	10
Political advertising .....	10
Post event reporting.....	11
Reporting on attendance .....	11
Governance .....	11
Amusement Rides.....	11
Food Health and Safety.....	12
Liquor Licencing at events.....	12
Fireworks .....	12
Policy Compliance .....	13

Community Event Strategy and Policy

## Strategy

The purpose of this strategy is to set the direction for the development and delivery of City's event program. It seeks to ensure that events run within the City are delivering the vision and objectives of Council's key plans and policies.

## Principles

The City of Canada Bay is committed to the following principles:

- Our sense of place and of belonging is strong, with our diversity, respected and local character promoted in all our vibrant and prosperous villages.
- Council events are a balance of economic, environmental and social factors and consideration is given to all three of these factors.
- All Council events will meet basic management standards related to risk management, planning and reporting, safety and accessibility.
- Consistency of systems and processes ensures that all external stakeholders and providers have the same experience across different events.
- Council will act as a role model through Council events and as a resource for the community by upskilling event organisers.
- All Council events endeavour to provide attendees with an amazing experience.

## Objectives

As per Council's Community Strategic Plan - Our Future 2036 and the outcome area: Vibrant Urban Living with the objective to improve access to local art, culture and creative activities, Council leads a diverse event program which supports the community's sense of place and of belonging, celebrates our differences and provides opportunities for new and exciting experiences. The objectives are:

- Produce a diverse event program which supports the community's sense of belonging, celebrates our differences, and provides opportunities for new and exciting experiences.
- Deliver Ferragosto and collaborate with our Italian community to sustain its authenticity and status as Sydney's most significant Italian festival.
- Support our cultural development program by providing opportunities for performers across the City, by delivering opportunities for emerging local talent.
- Provide an economic development opportunity for makers across the city to sell and showcase their endeavours alongside supporting local business by attracting visitors to the City.

## Annual Events Program

The City event program is delivered by Council and also by community groups and organisations that receive Council support. The opportunity for the community to come together and celebrate is the priority and Council acknowledges and recognises that there are a wide range of organisations well positioned to deliver event with Council's Support. The annual events program is determined by the annual operating plan. However, the key events detailed here form the basis of that plan and deliver across the three functional event programs: Deliver civic celebrations, economic and cultural development programs.

Economic Development	Cultural	Civic
Town centre activations	Ferragosto	ANZAC Commemorations
Concord Carnival	Christmas events	Australia Day
Small Business Month	Moon Festival	Citizenship
Business summits	Lunar New Year	Sister Cities
Ferragosto	Carnivals	Sustainability Awards
Neon Nights	NAIDOC week	Openings and launches
Beats and Eats	Reconciliation Week	Clean Up Australia Day
Mother's Day promotions	Make Music Day	Seniors Week
Christmas events	Halloween	Youth Week

Community Event Strategy and Policy

## Community Event Policy

### Purpose

This policy sets a framework for the events managed and supported by the City of Canada Bay. It seeks to ensure that events run within the City are delivering the vision and objectives of Council's key plans and policies. This policy sets out Council's approach to delivering community events, event requests on Council owned and controlled land and events in Council owned facilities. Council also recognises the need to effectively manage the risks inherent in events and to ensure financial and service delivery obligations are fulfilled.

For the purpose of this policy, Community Events are those which take place at a neighbourhood level and engage specific communities of interest. Any events which have a higher profile, wider appeal and increased scale and complexity should seek further advice and refer to the NSW Government Event Starter Guide: <https://www.dpc.nsw.gov.au/tools-and-resources/event-starter-guide>.

The City of Canada Bay recognises the value and benefits events bring to the community. This is highlighted in Council's Community Strategic Plan - Our Future 2036 and the outcome area: Vibrant Urban Living with the objective to improve access to local art, culture and creative activities and links to the outcome area Connected Community by fostering an inclusive community where diversity is welcomed and celebrated.

### Objectives

As per Council's Community Strategic Plan - Our Future 2036 and the outcome area: Vibrant Urban Living with the objective to improve access to local art, culture and creative activities, Council will lead a diverse event program which supports the community's sense of place and of belonging, celebrates our differences and provides opportunities for new and exciting experiences.

Council welcomes events which enable members of the community to:

- Celebrate diversity and create an inclusive and accessible environment
- Be active, use facilities and participate in events, programs and activities
- Support volunteering opportunities
- Look out for each other in their neighbourhoods and local centres
- Support local economic development.

### Related process roles and responsibilities

This policy is administered by the Place Management Team.

### Policy statement

Council supported events must be open to all members of the public either as participants or spectators. We envisage that residents of the City of Canada Bay local government area are the primary beneficiaries of these events.

This policy relates to all public events held within the City of Canada Bay which:

- Are produced by Council;
- Require Council approval (excepting some venue hire);
- Are produced, presented or endorsed with partnership from Council; or
- Attract Council funding and/or sponsorship.

Private and public events on private land are excluded from this policy. However, such events may involve the lodgement of a Development Application — for more information please contact Council's Duty Planner on (02) 9911 6555.

### Review

This policy will be reviewed in line with Council's Culture Plan every 10 years, unless otherwise directed by Council or the Executive Team.

## Community Event Strategy and Policy

**Related policies, plans and fact sheets**

This Policy will be implemented in conjunction with a number of other Policies which should be referred to including:

- Council's Procurement OMS and Tender OMS, and in particular their sustainable procurement requirements
- Sponsorship and Donations Policy
- Community Engagement Policy
- Energy Management Plan
- Food Handling Guidelines for Temporary Events
- Sustainable Event Management Guidelines
- Noise Control at Events Fact sheet
- Occupational Health and Safety Policy.

**Sponsorship**

While Council acknowledges the importance of events in developing a vibrant community, the Council is not obliged to provide any financial support to events. Please refer to Council's Sponsorship and Donations Policy for further information.

**Event Sustainability**

Council is committed to waste minimisation and sustainable procurement practices. These are an integral part of the planning and delivery of Council run events, Council supported events and all public events held on Council owned and managed property. Under Council's Sustainable Event Policy, all stallholders agree to not use, sell or distribute the following single-use plastic and polystyrene items:

- Straws
- Balloons (not to be distributed or released into the environment)
- Bags
- Cutlery, plates, and food containers.

Under Council's Sustainable Event Policy, all stallholders agree to avoid using the following plastic items:

- Condiments in single serve plastic sachets
- Plastic, polystyrene or plastic lined drink containers.

Council run events, Council supported events and all public events held on Council owned and managed property are to be single-use plastic free.

The City of Canada Bay no longer allows plastic show bags and sample bags to be sold or distributed at Council events. Biodegradable plastic bags are also not accepted as these are not recyclable.

Plastic and polystyrene cutlery, plates and food containers are prohibited. Food sold at Council events must be served in compostable, recyclable or reusable containers. Please use paper, corn-starch or bamboo cups and plates.

Plastic carry bags, bubble wrap or foils are prohibited. When wanting to provide packaging such as carry bags and wrapping, please consider paper.

Provide alternative water sources in lieu of giving away or selling plastic water bottles. Alternative water sources could include:

- Water stations set up with water containers or water trailers
- Bubblers or water bottle refill stations
- Pitchers of water

Where there are valid reasons for alternatives not to be used (i.e. specific sporting events or safety reasons), please ensure that sufficient bin facilities and adequate signage is provided for the appropriate disposal of the single-use items.

Community Event Strategy and Policy

Item (not acceptable)	Approved alternative
Polystyrene	Cardboard or compostable packaging
Plastic cups	Paper cups
Plastic straws	No straws or paper straws if necessary
Plastic takeaway containers, plates or food trays	Cardboard or compostable packaging
Sugar or sauce single packets	Bulk dispensers
Plastic cutlery	Compostable starch or wood
Plastic bags	Reusable or paper bags
Coffee cup lids	Please avoid if possible or use compostable bioplastic
Plastic bottles	Refer people to water stations or they can purchase water bottles if necessary

Stallholders found to be supplying the prohibited single-use plastics or polystyrene items at Council run and managed events will receive a letter of warning. If the stall is found to be supplying single-use plastics or polystyrene again after receiving a warning letter, the stallholder will be prohibited to participate in future council events. Please contact Council's Sustainability Team at [environment@canadabay.nsw.gov.au](mailto:environment@canadabay.nsw.gov.au) for further information.

### Waste avoidance and litter management

Council encourages event organisers to take appropriate steps to ensure waste and litter is avoided wherever possible. In addition to avoiding single-use plastics, there are a number of measures that can be taken to make participants responsible for their own litter and waste during the event. These include raising the awareness of littering, recycling and sustainability of the event by:

- Making regular announcements over the public address systems to remind people to put their waste in the litter and recycling bins provided;
- Acknowledging the support of local businesses and the general public who are disposing of their litter and keeping the event litter-free;
- Erecting visual displays to remind participants that the event is litter-free and that a commitment is needed to keep our environment clean;
- Engaging directly with participants and stall holders through anti-litter and waste avoidance promotions.

The event organisers will need to communicate the waste and litter management plan requirements to all parties.

Organisers are responsible to remove all traces of litter and waste created by the event, and is responsible for meeting all costs incurred in relation to waste and litter management.

### Transport

Help avert climate change and reduce air pollution by promoting the use of alternative forms of transport to your event.

Consider the following:

- Cycling and walking: Encourage participants to cycle or walk to the event by providing maps and directions of local cycling and walking routes
- Public transport: Encourage participants to take public transport by providing directions on how to access the event via bus or train. Event participants can work out public transport times using the Public Transport Infoline. Simply visit: [www.131500.com.au](http://www.131500.com.au)

### Accessibility

When planning an event, it is a legal requirement to consider the access needs of people with a disability. With over 16 per cent of the NSW population living with some form of disability, making your event accessible is also an important commercial decision and has benefits for many people in our community. In the City of Canada Bay local government area, 31.2 % of our population are over 65, 6.4% are 0-4 and need prams and 4.2% are people with a disability. In total, 41.8% of our community requires accessible events, and paths of travel to maintain independence and wellbeing. The City of Canada Bay is committed to supporting people with disabilities to be active and engaged in our community. Following extensive community consultation, Council has developed a Disability Inclusion Action Plan (DIAP) for 2022–2026. A copy of Council's Disability Inclusion Action Plan can be found on Council's website.

## Community Event Strategy and Policy

Your events should provide:

- Clear paths of travel that can be used by people with limited mobility, visual impairment and or using mobility aids as well as prams and pushchairs
- Information about what is available for people with disability
- Appropriate spaces with good amenities including accessible toilets and spaces for people with mobility aids to watch entertainment.

The most effective way of ensuring access for everybody is to consider access at the initial planning stages of your event. Developing an access plan can help you identify features that may make it difficult for people with a disability to access your event and ensure that your event is accessible to the greatest possible number of people. You should also consider accessible transport along with parking provision and drop-off and collection points.

### Accessibility Access Plan Considerations

Key considerations of an access plan for your event are:

#### Venue

Choosing a venue for your event is likely to be one of the first things you do. In terms of access, you should only consider venues that have capacity for an accessible route which allows people to enter, access event areas, exit and move around safely, with ease and without obstruction, and that have other accessible facilities, such as accessible toilets.

This is a list of key access features you may want to look for when choosing a venue:

- Accessible parking bay(s) located on flat ground and a well-lit route to the event which is clear of obstruction
- Regular shaded resting spots along entrance and exit paths
- Footpaths and ramps with non-slip surfaces, wide enough to accommodate people using mobility aids
- Clear external signage to the event which includes visual symbols
- A main entrance that is on the accessible route or a clearly signposted alternative
- Accessible unisex toilets that can be used by people with a disability and their carers, who may or may not be of the same gender
- Designated viewing areas for people with a disability (particularly relevant for events where there is no spectator seating, such as parades or music festivals). There should be adequate space for those with mobility aids to enter and move freely around this designated area, as well as a route to travel to and from it to other event facilities
- A ramp or lift to all levels in the venue, including VIP areas
- Access to staging or performance areas and changing facilities
- Adequate lighting
- Quiet spaces
- Drinking water and shade for assistance dogs at outdoor events.

A venue should also have evacuation procedures that take account of people with a disability. Such procedures should include:

- Ensuring that all parts of the accessible route to and within the venue are clear of obstruction and well-lit, it can be the case that accessible routes are blocked by refuse or equipment
- Both visual and audio fire alarms
- Clearly marked accessible emergency exits
- A mobility map of the facility showing accessible paths, entrances and other features, made available both during and before the event.

#### Communications

Pre-event planning is particularly important for people with a disability. Therefore, a key component of your access plan is ensuring that information about accessibility is readily available both in the lead-up to and during the event.



## Community Event Strategy and Policy

**Pre-event communications**

A website can be a great place to provide detailed information on event considerations for people with a disability, such as accessible travel options to and from your event. The event website should feature information about how accessible the surrounds and physical structures are and link to any useful resources, such as the [Transport Infoline Trip Planner](#). It is also helpful to make detailed information about the event site or venue available, such as seating plans or photographs of accessible features, to help your access customers identify any problems they may encounter.

Where not all facilities at an event are accessible, it is helpful to identify those that are. You might consider producing a mobility map of the event venue to show accessible parking, drop-off zones, toilets, paths, entrances and exits, lifts and other features.

If providing event information on a website, consider designing the website so it can be read by people with a vision impairment. This can be as simple as ensuring text is displayed in an accessible electronic format such as HTML. You may also consider producing information about your event in plain language formatting. This is useful for speakers of other languages, and those with visual impairment and sensory processing disorders. You should also provide a contact phone number as an alternative way to access event information.

**Communications during the event**

To ensure any communications during your event are reaching the broadest possible audience, please consider providing:

- Signage in and around the event that is clear and includes visual symbols
- Clear visual signage indicating accessible facilities such as toilets
- Key information available in large print and/or Braille.

If you are providing live updates at your event through social media or VMSs (Variable Message Signs), you may want to consider including key information about accessibility, such as changes to accessible routes or when designated viewing areas have reached capacity.

**Event Staff**

Event staff have a key role in ensuring that your event is as accessible as possible. From the initial planning phase to the day of the event. Educating your event staff about accessibility will ensure they are able to identify limitations and opportunities in your event's access plan. If your event is likely to attract a large number of people with a disability, it may be useful to appoint an accessibility officer to develop and implement a comprehensive access plan.

Event staff should be briefed about both the accessible and inaccessible features of the event and be able to provide detailed information, such as the seating plans, if required. If your event is ticketed, staff will need to be aware of access considerations such as whether ticketing arrangements include admission for people with a disability and their carers or whether a venue can accommodate those with mobility aids and their companions in its seating format.

Event staff on the day are crucial in ensuring that information on accessibility is readily available and effectively communicated to event patrons. The type of information you should relay in an event staff briefing includes:

- Locations of viewing areas, accessible facilities, paths, ramps, entrances and exits, lifts and other features
- The availability of captioning or hearing loop technology
- Information about both the accessible and inaccessible features of the event
- Emergency evacuation procedures for event patrons of all abilities
- Details of a designated contact person for any queries relating to accessibility.

Community Event Strategy and Policy

## Risk management

### Risk assessments

Risk assessment is the process of risk identification, risk analysis and evaluation. By determining the level of risk of an event, event organisers can prioritise risks to ensure their systematic elimination or minimisation. In order to determine a risk rating, consider:

- The consequence of the risk – what will happen, the extent of harm; and
- The likelihood, chances or possibility of the risk occurring.

When conducting a risk assessment, include the people who are involved in undertaking the task. Experience is as important as a fresh perspective when undertaking risk assessment.

The success of an event is measured in many ways and safety is one of these. As part of any good planning process, risks should be identified, assessed and controlled to minimise the potential for injury or harm. Events vary in size, nature and type but all events need to undertake a risk assessment.

Organisers of all Council run events or events that are supported by Council through sponsorship, community grants or fee waivers, must provide a detailed risk assessment a minimum of 28 days (4 weeks) prior to an event held on Council owned and managed land/properties.

You must ensure your risk assessment is reviewed at least two weeks prior to the event to ensure no new risks have arisen. Any updates need to be submitted to Council.

### Hazard identification

Hazard identification is the process of finding, recognising and describing risks associated with an event. It is helpful to identify risks by considering the people involved in the event and their roles to ensure their safety at all times.

Types of hazard groups that occur at events include:

- Human – type and size of crowd expected, level of crowd participation
- Technological – mechanical, utilities such as gas and electricity
- Natural – the physical location and site area conditions
- Environmental – weather, Environment Protection Authority controlled, ground impact etc.

### Risk control

In order to control the risk we need to work out the best method of handling the risk. Look at the following methods, referred to as the 'hierarchy of controls', to see if you can eliminate or reduce the risk.

- Elimination – by removing the hazard entirely through new design or implementing a new process
- Substitution – by replacing hazardous materials or methods with less hazardous alternatives
- Engineering – by isolating, enclosing or containing the hazard or through design improvements
- Administrative – by ensuring safe operating procedures are in place, and that effective training, induction and monitoring is available to all in the workplace
- Personal protective equipment (PPE) – by making sure that appropriate safety equipment, such as gloves, hats, sunscreen etc. are available.

Often people pick the 'easier' option by going straight to administrative controls or PPE but there are often more effective ways to control the hazard. In many cases, consultation and discussion with the people involved reveals new ideas or better ways of handling hazards and reducing the risks of injury. Focus on what is both realistic and practical so that risks are minimised to an acceptable level. It is vital to ensure that risk assessment covers the entire event — from set up (bump in) to dismantling (bump out), not just during the event itself. Most importantly, consult with those involved.

Page 9 of 13

## Community Event Strategy and Policy

### Extreme Weather

Extreme weather will be defined as weather that threatens the immediate or long-term safety of individuals, as a result of rain, lightning, wind or temperature.

### Insurance

All organisations holding events within the City of Canada Bay LGA must provide Council with a copy of their current Public Liability Insurance Certificates to a minimum of \$20 million at least 28 days (4 weeks) prior to an event held on Council owned and managed land/properties.

### Event Cancellation

If a Council run and managed event is cancelled due to extreme weather, Council's Manager of Place Management, Council's Events and Tourism Coordinator and Council's WHS Coordinator or Risk Management Coordinator must first be consulted.

If weather conditions are looking to be extreme and you are unsure if you should cancel your event, please contact Council's Events and Tourism Coordinator who will be able to liaise with the correct people to make a judgement on whether the event should go ahead or not.

The City of Canada Bay reserves the right to revoke an event permit or cancel or postpone an event if council staff determines that:

- The continuation of the event in adverse weather conditions is likely to cause significant damage to the event area or has to the potential to pose a risk to public safety
- Suitable measures to ensure the smooth running of the event, public safety, management and to mitigate risks have not been satisfactorily put in place
- The event is not consistent with council's values and objectives; or
- Correct insurance documents and paperwork are not provided to Council within appropriate timeframes prior to the event being held.

You will be consulted prior to any determination being made by the City of Canada Bay to revoke the event permit or cancel or postpone your event.

## Protocol

### Aboriginal Acknowledgement of Country

The City of Canada Bay respects and recognises the traditional ownership and spiritual connection that the Wangal People of the Eora Nation have with the land covered by our local government area.

We encourage event organisers to provide a 'Welcome to Country' and acknowledge the traditional custodians of the land at the event by reading the following statement:

*"I am honoured to be on the ancestral lands of the Wangal People of the Eora Nation. I acknowledge the First Nations people as the traditional custodians of the continent, whose cultures are amongst the oldest living cultures in human history. I pay my respects to their elders of the past, the present and those who are emerging."*

### Speaking order

1. Acknowledgment of or Welcome to Country – Aboriginal Elder
2. Mayor/Deputy Mayor or General Manager – Opening welcome and Aboriginal Acknowledgement of Country
3. Mayor/Deputy Mayor or General Manager – Event related speech
4. Premier of NSW/State Member for Drummoyne or Strathfield – State related speech
5. Federal Member for Reid – Federal related speech

#### Community Event Strategy and Policy

#### VIP invites

Invitations to VIPs are to be sent from the Mayor's office or the General Manager's office a minimum of six weeks prior to the event. Invitations may include:

- All City of Canada Bay Councillors
- Premier of New South Wales
- State Member for Drummoyne
- State Member for Strathfield
- Federal Member for Reid
- Relevant State and Federal Ministers (e.g. any organisation that provided funding or was involved in the project being celebrated).

#### Political advertising

Political advertising is not permitted at any City of Canada Bay events. This includes but is not limited to:

- Stalls held by any political parties.
- Electoral candidates, councillors or members of parliament or third-party organisations promoting political parties or campaigns through flyers, posters or items of clothing.

#### Post event reporting

Following the successful delivery of an event, the event organiser should write a post event report capturing learnings in advance of planning and delivering future events.

Areas that should be included in a post event report include:

- The success of the event against KPIs and event objectives
- Key recommendations for future events
- Media coverage
- Staffing hours
- Key statistics
- Attendance numbers
- Attendance demographics
- Attendee feedback

#### Reporting on attendance

Information should be captured and reported about event attendees:

- Age
- Gender
- Postcode
- Why they attended the event
- What the attendees rated the event
- Have the attendees attended previous events.

Community Event Strategy and Policy

## Governance

This policy should be read in conjunction with any related legislation, codes of practice, relevant internal policies and guidelines.

Related legislation / policies	Link
Local Government Act 1993	<a href="https://www.legislation.nsw.gov.au/#/view/act/1993/30">https://www.legislation.nsw.gov.au/#/view/act/1993/30</a>
Environmental Planning and Assessment Act 1979	<a href="https://www.legislation.nsw.gov.au/#/view/act/1979/203">https://www.legislation.nsw.gov.au/#/view/act/1979/203</a>
Food Act 2003	<a href="https://www.legislation.nsw.gov.au/#/view/act/2003/43">https://www.legislation.nsw.gov.au/#/view/act/2003/43</a>
Roads Act 1993	<a href="https://www.legislation.nsw.gov.au/#/view/act/1993/33">https://www.legislation.nsw.gov.au/#/view/act/1993/33</a>
Roads Transport (Safety and Traffic Management) Act 1999	<a href="https://www.legislation.nsw.gov.au/#/view/act/1999/20">https://www.legislation.nsw.gov.au/#/view/act/1999/20</a>

## Amusement Rides

For events where amusement rides will be present, Council requires the event organiser to supply the following details prior to the event being held:

- Name and contact details of Amusement supplier
- Copy of Amusement suppliers current Public Liability Insurance (to a minimum of \$20 million).
- Device details including:
  - Device name
  - Registration number
  - Registration expiry date
  - Device dimensions

## Food Health and Safety

All food sold within NSW must comply with the requirements of the NSW Food Act 2003, NSW Food Regulation 2015 and the FSANZ Food Standards Code. To register the sale of food at your event on public land and satisfy the notification requirement for food vendors under the Food Act 2003 you are required to:

- Complete and return Councils 'Section 68 Local Government Approval 'Temporary Food Event (Public Land) application form', located on Council's forms and fact sheets page under the forms section 'Food Handling' <https://www.canadabay.nsw.gov.au/business/compliance/health-and-safety/food-safety>

Note: this form applies for approval under the Local Government Act 1993 to sell food on Public Land.

- Pay applicable fees upon lodgement of this form
- Distribute the 'Temporary Food Event - Food Vendor Notification form' located on Council's forms and fact sheets page under the forms section 'Food handling' <https://www.canadabay.nsw.gov.au/business/compliance/health-and-safety/food-safety> to all food vendors.

Note under the Food Act 2003, the proprietor of a food business, including a temporary food stall, must not conduct the food business unless the proprietor has given written notice, in the approved form that is to be notified to the appropriate enforcement agency before the business is conducted.

- Submit the completed Temporary Food Event Food Vendor Notification Form for each food vendor in one submission (The 'Temporary Food Event – Food Vendor Notification form' form must be completed by each food vendor and returned to the nominated event organiser and submitted to Council at least fourteen (14) days prior to the event). Approval will not be granted until both the Section 68 Local Government Temporary Event form has been submitted and each Food vendor has completed the Temporary Food Event – Food Vendor Notification form and all forms submitted to Council by the event organiser. Penalties apply to businesses selling food without a valid approval
- Food stalls must comply with Councils Environmental and Health Policy 'Food Handling at Temporary Events' (please refer to Council's website for details [www.canadabay.nsw.gov.au](http://www.canadabay.nsw.gov.au)).

## Food Safety Supervisor Certificate

- Under the NSW Food Act 2003, most food businesses require a Food Safety Supervisor. The FSS requirement applies to retail businesses who process and sell food (prepare and serve) that is ready-to-eat, potentially hazardous (i.e. needs temperature control), and is NOT sold and served in the supplier's original package

#### Community Event Strategy and Policy

- A copy of the Food Safety Supervisor Certificate must be submitted online during the 'Event Application' process and the Food Safety Supervisor must be onsite during the event. For more information please visit [www.foodauthority.nsw.gov.au](http://www.foodauthority.nsw.gov.au)
- Please contact council's Health and Environment team at [council@canadabay.nsw.gov.au](mailto:council@canadabay.nsw.gov.au) or on 9911 6555 if you have any questions or concerns.

#### Liquor Licencing at events

As an event's organiser, you will need to contact Liquor and Gaming NSW if you are planning to have alcohol available at your event <https://www.liquorandgaming.nsw.gov.au/>

When applying through liquor and gaming for the appropriate licence, you will also need to gain approval from the City of Canada Bay and the Local Police.

#### Fireworks

For a fireworks display, approval must be granted by Safe Work NSW before notifying and seeking approval from Council. Please visit the Safe Work NSW website for more information: <https://www.safework.nsw.gov.au/notify-safework/fireworks-displays-notifications#authorities>

Note: Fireworks displays can only be conducted by an authorised fireworks contractor.

#### Policy Compliance

Failure to comply with this policy may result in the exclusion for non-compliance in any future events held by Council and may inform Council's decision not to support or sponsor the event in the future.

City of Canada Bay

**Quarterly Budget Review Statement**  
for the period 01/01/23 to 31/03/23

<b>Table of contents</b>	<b>page</b>
1. Responsible accounting officer's statement	2
2. Income & expenses budget review statement's	3-6
3. Capital budget review statement	7-10
4. Cash & investments budget review statement	11-13
5. Contracts & other expenses budget review statement	14-15

City of Canada Bay

**Quarterly Budget Review Statement**  
for the period 01/01/23 to 31/03/23**Report by responsible accounting officer**

The following statement is made in accordance with Clause 203(2) of the Local Government (General) Regulations 2005:

**31 March 2023**

It is my opinion that the Quarterly Budget Review Statement for City of Canada Bay for the quarter ended 31/03/23 indicates that Council's projected financial position at 30/6/23 will be satisfactory at year end, having regard to the projected estimates of income and expenditure and the original budgeted income and expenditure.

**Signed:** \_\_\_\_\_**date:**Evan Hutchings  
Responsible accounting officer



City of Canada Bay

**Quarterly Budget Review Statement**  
for the period 01/01/23 to 31/03/23

**Income & expenses budget review statement**

Budget review for the quarter ended 31 March 2023

**Income & expenses - Council Consolidated**

	Original budget 2022/23	Changes			Revised budget 2022/23	Variations for this Mar Qtr	Notes	Projected year end result	Actual YTD figures
		Carry forwards	Sep QBRs	Dec QBRs					
<b>Income</b>									
Rates and annual charges	60,462	(221)	(20)	60,221	(13)	1	60,208	60,197	
User charges and fees	20,223	(111)	(1,373)	18,739	(302)	2	18,437	12,405	
Other revenues	6,647	22	(300)	6,369	(124)	3	6,245	4,419	
Other income	3,546	156	-	3,702	(112)	4	3,590	2,927	
Grants and contributions - operating	7,707	(774)	155	7,088	452	5	7,540	3,534	
Grants and contributions - capital	38,206	(4,632)	(9,155)	26,541	(450)	6	26,091	18,437	
Interest and investment revenue	1,883	555	1,468	3,906	200	7	4,106	2,925	
Net gain from disposal of assets				-					
<b>Total income from continuing operations</b>	<b>138,674</b>	<b>2,122</b>	<b>(5,005)</b>	<b>126,565</b>	<b>(349)</b>		<b>126,216</b>	<b>104,844</b>	
<b>Expenses</b>									
Employee benefits and on-costs	41,999	131	(539)	41,591	(405)	8	41,186	31,661	
Borrowing costs	698	-	-	698			698	530	
Materials and services	37,540	901	(817)	37,624	505	9	38,129	25,515	
Depreciation and amortisation	15,379	-	-	15,379			15,379	11,674	
Other expenses	5,656	467	3	6,126	4		6,130	4,311	
Net Loss from disposal of assets				-				1,090	
<b>Total expenses from continuing operations</b>	<b>101,272</b>	<b>-</b>	<b>1,499</b>	<b>101,418</b>	<b>104</b>		<b>101,522</b>	<b>74,781</b>	
<b>Net operating result from continuing operations</b>	<b>37,402</b>	<b>2,122</b>	<b>(6,504)</b>	<b>25,148</b>	<b>(453)</b>		<b>24,695</b>	<b>30,063</b>	
Discontinued operations - surplus/(deficit)				-					
<b>Net operating result from all operations</b>	<b>37,402</b>	<b>2,122</b>	<b>(6,504)</b>	<b>25,148</b>	<b>(453)</b>		<b>24,695</b>	<b>30,063</b>	
<b>Net Operating Result before Capital Items</b>	<b>(804)</b>	<b>-</b>	<b>(1,872)</b>	<b>(1,393)</b>	<b>(3)</b>		<b>(1,396)</b>	<b>11,626</b>	

This statement forms part of Council's Quarterly Budget Review Statement (QBRs) for the quarter ended 31/03/2023 and should be read in conjunction with the total OBRs report

City of Canada Bay

**Quarterly Budget Review Statement**  
for the period 01/01/23 to 31/03/23

**Income & expenses budget review statement**  
**Recommended changes to revised budget**

Budget Variations being recommended include the following material items:

Notes	Details
<b>1</b>	<p><b>Rates and annual charges \$13K DOWN</b> Income generated from Domestic Waste Charge increased by \$26K</p> <p>Net rating income reduced by \$40K</p>
<b>2</b>	<p><b>User charges and fees \$302K DOWN</b> Hoarding Fees increased from \$464K to \$950K, favourable outcome relating to Sydney Metro, UP \$487K.</p> <p>Food Inspections income increased from \$245K to \$249K, UP \$49K</p> <p>Building Compliance income less than anticipated, from \$30K to \$10K, DOWN \$20K</p> <p>Parking Meter income is expected to increase from \$800K to \$855K, UP \$55K</p> <p>Hall Hire fees income is expected to increase from \$1.024M to \$1.060M, UP \$36K</p> <p>Companion Animal income is expected to increase from \$36K to \$51K, UP \$15K</p> <p>Stall Hire fees from Concord Carnival returned to applicants, loss of budgeted income \$13K, DOWN \$13K</p> <p>Fees from Planning proposals decreased from \$100K to \$30K, DOWN \$70K</p> <p>Driveway application and other road fees decreased from \$2.15M to \$1.91M, DOWN \$241K.</p> <p>Five Dock Leisure Centre and Concord Oval Recreation Centre income decreased from \$3.07M to \$2.57M, DOWN \$506K. Operational cost savings of \$197K( Salaries and Materials &amp; Services) brought to account, resulting in a net cost to the budget of \$308K.</p>
<b>3</b>	<p><b>Other revenues \$124K DOWN</b> Concord Carnival cancellation insurance claim lodged. Anticipate \$60K recovery. UP \$60K</p> <p>Bus Shelter Advertising income increased from \$947K to \$958K, UP \$11K</p> <p>Fines Income has decreased from \$4.627M to \$4.41M, DOWN \$207K</p>
<b>4</b>	<p><b>Other income \$112K DOWN</b> Income from footpath dining rentals is reduced, from \$429K to \$325K, DOWN \$104K</p> <p>Leasing income reduced at Rhodes Park Kiosk, as site is vacant, DOWN \$11K.</p>
<b>5</b>	<p><b>Grants and contributions - operating \$452K UP</b> Parramatta Road Corridor Strategy grant received from NSW Government for \$400K, UP \$400K.</p> <p>Parking initiative from NSW government, to fund installation of parking sensors for disabled parking spaces. UP \$75K</p> <p>Payment from Mens Shed for works completed in June 2022 at Concord Community Centre, UP \$36K</p> <p>Children centre grants from NSW education; Program and Trial payments UP \$31K</p> <p>Road Safety funding reduced to reflect costs incurred, reduced from \$64K, to \$32K, DOWN \$32K</p> <p>Operating contribution from Developer Contribution S7.11, reduced by \$100K, as a contra to the reduction in Road Closures expenditure, DOWN \$100K</p> <p>Funding from NSW Government through LG NSW, for Grow of Tree Canopy Round 4 to match anticipated expenditure, UP \$30K.</p>

**6 Grants and contributions - capital \$450K DOWN**

Project - Charles Heath Reserve Upgrade. Funding not required in 2022-23, as project rephased to 2023-24. DOWN \$1,000K

Project - Create a Swimsite at Bayview Park. Funding not required in 2022-23, as project rephased to 2023-24. DOWN \$145K

Project - Floodplains - Exile Bay Catchment FRMPS. Funding not required in 2022-23, as project rephased to 2023-24. DOWN \$67K

Project - Floodplains - Powells Creek East Catchment FS, FRMS, FRM. Funding not required in 2022-23, as project rephased to 2023-24. DOWN \$70K

Project - Howley Park East Upgrade. Funding not required in 2022-23, as project rephased to 2023-24. DOWN \$43K

Project - Intersection Upgrade George and Pomeroy Street. Funding not required in 2022-23, as project rephased to 2023-24. DOWN \$60K

Project - Kerb Ramp Design at Burwood Rd and Crane St Concord. Funding not required in 2022-23, as project rephased to 2023-24. DOWN \$39K

Project - Majors Bay Reserve Recreation Precinct. Funding not required in 2022-23, as project rephased to 2023-24. DOWN \$700K

Project - Mclwaine Park - River Activation. Allocation apportioned to match expected expenditure in April to June 2023. UP \$2,158K

Project - Regional Cycleway Upgrade - RMS Grant. Funding not required in 2022-23, as project rephased to 2023-24. DOWN \$300K

Project - St Lukes Oval Rebuild. Funding not required in 2022-23, as project rephased to 2023-24. DOWN \$161K

Project - Timbrell Park Sportsfield Upgrade. Funding not required in 2022-23, as project rephased to 2023-24. DOWN \$24K

**7 Interest and investment revenue \$200K UP**

Rising interest rates, coupled with the investment portfolio being maintained a higher value than anticipated has resulted in improving returns as funds re-invested. Forecast returns up from \$3.77M to \$3.97M. UP \$200K.

**8 Employee benefits and on-costs \$405K DOWN**

Staff vacancies have resulted in salary savings of \$405K. This includes a write down of employee costs for the Leisure centres of \$185K.

**9 Materials and services \$505K UP**

A number of waste events and food trials initiatives have not progressed and or have been delayed, budget reduced by \$228K

Contractor costs for prepaid driveways and road openings reduced to offset the reduction in income from user fees and charges, DOWN \$250K

Allocation for consultants to assist with Road Closures reduced from \$150K to \$30K, to reflect changed work schedule. DOWN \$120K.

Administrative savings across council brought to account, to assist in offsetting other expenditure, DOWN \$123K

Leisure centre costs for materials and services reduced from \$695K to \$683K, DOWN \$12K.

Increase in the cost of traffic related materials and services, from \$308K to \$320K, UP \$12K

Increase expenditure in Statutory planning, to support development assessments, UP \$50K

Cost associated with gas heating of Cabarita Pool increased from \$50K to \$76K, UP \$26K

New subscriptions in the library for Collection HQ Lite and Canopy Video Streaming, increased from \$138K to \$152K, contra reduction in book purchases. UP \$14K

Installation and subscription costs for monitoring of disabled parking spaces, as per grant income received from NSW Government, UP \$75K.

Street Lighting and Sports field lighting - lamp replacements. Funding reallocated from capital program of Lighting renewal. Maintenance budget increased from \$100K to \$200K, UP \$100K

Community event costs greater than anticipated, reflecting additional programmed events and general increases, cost relating to events run from January to April, increased from \$82K to \$182K. UP \$100K.

Upgrade to Microsoft licenses and additional licenses for AutoCAD, up from \$217K to \$332K, UP \$115K.

Increase in fuel costs for the operation of Councils fleet and passenger vehicles, average fuel price for diesel is now \$1.81 per litre, compared to prior year of \$1.47 per litre and the average price for unleaded per litre is \$1.58 compared to \$1.42. An increase from \$371K to \$535K, UP \$164K.

Contra to grant funding from NSW government, for Parramatta Road Corridor Strategy, the \$400K grant received this year, allows for expenditure incurred in previous year, UP \$200K.

Increase contract cost for building cleaning, including extra cleaning for COVID and graffiti removal. The Concord oval facility has been accounted for in quarter 3. Cost anticipated to increase from \$422K to \$708K, UP \$286K

City of Canada Bay

**Capital budget review statement**

Budget review for the quarter ended 31 March 2023

**Capital budget - Council Consolidated**

**Quarterly Budget Review Statement**  
for the period 01/01/23 to 31/03/23

	Original budget 2022/23	Changes		Revised budget 2022/23	Variations for this Mar Qtr	Notes	Projected year end result	Actual YTD figures
		Carry forwards	Sep QBRs					
<b>(\$000's)</b>								
<b>Capital expenditure</b>								
Buildings	27,446	7,367	1,028	36,804	(572)	1	36,232	22,272
Drainage Works	2,835	243	(1,200)	1,868	(630)	2	1,238	643
Furniture&Fittings	1,524		(138)	1,386			1,386	579
Land(Improvements)	2,134	(16)		192	(95)	3	97	16
Office Equipment	-		11	11			11	11
Other Assets(Library)	487			487	(14)	4	473	285
Other Assets(Other)	161	8	5	174	(19)	5	155	147
Other Structures	25,718	1,819	(6,034)	13,000	1,224	6	14,224	5,553
Plant & Equipment	3,160	-		3,160			3,160	1,082
Public Bridges	153	63		216	(110)	7	106	71
Public Footpaths	2,781	82	(850)	1,481	(201)	8	1,280	363
Public Roads	18,103	619	(5,235)	12,370	(1,104)	9	11,266	7,240
Swimming Pool	586		(125)	461	29	10	490	131
Land (Operational)	50		445	495	1,705	11	2,200	357
Trees	640	424	597	1,661	(239)	12	1,422	829
City Projects	1,731			2,101	-		2,101	2,380
Investment Properties	2,590		(2,450)	75	4	13	219	121
Intangible Assets	584	96		651	(68)	14	583	334
Loan repayments (principal)	1,341			1,341			1,341	
<b>Total capital expenditure</b>	<b>92,024</b>	<b>10,705</b>	<b>(13,946)</b>	<b>78,074</b>	<b>(90)</b>		<b>77,984</b>	<b>42,414</b>
<b>Capital funding</b>								
Rates & other unified funding	11,916		302	12,609	(514)		12,095	6,045
Capital grants & contributions	31,216	2,122	(4,632)	19,551	(450)		19,101	11,745
Reserves:								
- External restrictions/reserves	36,759	6,703	(11,194)	30,792	(36)		30,756	15,371
- Internal restrictions/reserves	6,694	1,880	1,418	6,823	5,670		12,493	6,244
New loans				-			-	-
Receipts from sale of assets								
- Plant & equipment	838			838			838	309
- Land & buildings	4,600			2,700	(4,600)		2,700	2,700
- Book Sales	1			1			1	-
<b>Total capital funding</b>	<b>92,024</b>	<b>10,705</b>	<b>(14,106)</b>	<b>77,914</b>	<b>70</b>		<b>77,984</b>	<b>42,414</b>
<b>Net capital funding - surplus/(deficit)</b>	<b>-</b>	<b>-</b>	<b>(160)</b>	<b>(160)</b>	<b>160</b>		<b>-</b>	<b>-</b>

This statement forms part of Council's Quarterly Budget Review Statement (QBRs) for the quarter ended 31/03/2023 and should be read in conjunction with the total QBRs report.

City of Canada Bay

**Quarterly Budget Review Statement**  
for the period 01/01/23 to 31/03/23

**Capital budget review statement**  
**Recommended changes to revised budget**

Budget variations being recommended include the following material items:

Notes	Details
<b>1</b>	<b>Buildings DOWN \$572K</b> Allocation for Buildings Renewal reduced in 2022-23 from \$1,611K to \$1,583K. DOWN \$28K, reallocated to Cabarita pool renewal.  Allocation for Sustainability Program (Net Zero by 2030) - Buildings reduced in 2022-23 from \$148K to \$68K. DOWN \$80K, request funds to be re-phased to 2023-24.  Allocation for Bayview Park Toilet - Design Phase - Knockdown & Rebuild reduced in 2022-23 from \$87K to \$4K. DOWN \$83K, request funds to be re-phased to 2023-24.  Allocation for Barnwell Park Park Works Building Renewal reduced in 2022-23 from \$380K to \$0K. DOWN \$380K, funds transferred to Charles Heath Reserve project.
<b>2</b>	<b>Drainage Works DOWN \$630K</b> Allocation for 176 George Street raising and overland flow path reduced in 2022-23 from \$120K to \$20K. DOWN \$100K - project will be deferred indefinitely.  Allocation for Floodplains - Powells Creek East Catchment Study reduced in 2022-23 from \$318K to \$248K. DOWN \$70K - project deferred to 2023-24  Allocation for Floodplains - Exile Bay Catchment Study reduced in 2022-23 from \$134K to \$34K. DOWN \$100K, project deferred to 2023-24  Allocation for Moala Concord Hospital Culvert Renewal reduced in 2022-23 from \$490K to \$130K. DOWN \$360K, project completion deferred to 2023-24
<b>3</b>	<b>Land(Improvements) DOWN \$95K</b> Allocation for Urban Canopy Street Tree Masterplan reduced in 2022-23 from \$45K to \$0K. DOWN \$45K, project deferred to 2023-24  Allocation for Urban Canopy - Asset Management reduced in 2022-23 from \$85K to \$78K. DOWN \$7K  Allocation for Howley Park East Upgrade reduced in 2022-23 from \$62K to \$19K. DOWN \$43K, project deferred to 2023-24.
<b>4</b>	<b>Other Assets(Library) DOWN \$14K</b>  Library purchase of books, AV and periodicals reduced to pay for subscriptions, from \$487K to \$473K. DOWN \$14K
<b>5</b>	<b>Other Assets(Other) DOWN \$19K</b> Allocation for Punt Park Tree Replacement reduced in 2022-23 from \$45K to \$25K. DOWN \$20K
<b>6</b>	<b>Other Structures UP \$1,224K</b>  Allocation for Wangal Reserve and Punt Park POM Actions reduced in 2022-23 from \$135K to \$35K. DOWN \$100K  Allocation for Charles Heath Reserve Upgrade reduced in 2022-23 from \$1,692K to \$1,072K. DOWN \$620K with \$380K moved from Buildings. A total of \$1M will be deferred to 2023-24.  Allocation for Drummoyne Oval/ Taplin Stormwater re-use reduced in 2022-23 from \$20K to \$5K. DOWN \$15K - defer to 2023-24  Allocation for Create a Swimsite at Bayview Park reduced in 2022-23 from \$672K to \$527K. DOWN \$145K - defer to 2023-24  Allocation for McIlwaine Park - River Activation increased in 2022-23 from \$2,002K to \$5,002K. UP \$3,000K.

Allocation for Renew Iron Cove Seawall- Sisters Bay to Birkenhead Point reduced in 2022-23 from \$200K to \$120K. DOWNS \$80K, defer to 2025-26

Allocation for St Lukes Oval Rebuild reduced in 2022-23 from \$361K to \$156K. DOWNS \$205K. Rephased \$120K to 2023-24.

Allocation for Timbrell Park POM & Masterplan reduced in 2022-23 from \$25K to \$7K. DOWNS \$18K

Allocation for Timbrell Park Sports field Upgrade reduced in 2022-23 from \$300K to \$200K. DOWNS \$100K, defer to 2023-24

Allocation for Saltwater Creek and Exile Bay Seawall naturalisation increase in 2022-23 from \$1,000K to \$1,155K. UP \$155K

Allocation for Light Poles Priority Renewals increase in 2022-23 from \$148K to \$163K. UP \$15K

Allocation for Playground upgrade - Queen Elizabeth Park reduced in 2022-23 from \$720K to \$685K. DOWNS \$35K, \$35K to be transferred to Bayview Park.

Allocation for Design The Living Room - Livvi's Place reduced in 2022-23 from \$115K to \$106K. DOWNS \$9K

Allocation for Livvi's Place - Playground Accessibility Improvements increase in 2022-23 from \$79K to \$160K. UP \$81K

Allocation for Majors Bay Reserve Recreation Precinct reduced in 2022-23 from \$1,500K to \$800K. DOWNS \$700K, project deferred to 2023-24.

**7 Public Bridges DOWNS \$110K**

Allocation for Annual Bridge Renewal Program reduced in 2022-23 from \$216K to \$106K. DOWNS \$110K

**8 Public Footpaths DOWNS \$201K**

Allocation for Canada Bay Bike Plan Implementation Program reduced in 2022-23 from \$200K to \$80K. DOWNS \$120K

Allocation for Pedestrian Access Mobility Plan improvements reduced in 2022-23 from \$100K to \$19K. DOWNS \$81K

**9 Public Roads DOWNS \$1,104K**

Allocation for Cooper Street, Strathfield - Upgrade Works reduced in 2022-23 from \$50K to \$25K. DOWNS \$25K

Allocation for The Terrace - Embankment Stabilisation reduced in 2022-23 from \$100K to \$50K. DOWNS \$50K, project deferred to 2023-24

Allocation for Kerb Ramp Design at Burwood Rd and Crane St Concord reduced in 2022-23 from \$89K to \$50K. DOWNS \$39K, project completion deferred to 2023-24

Allocation for Pedestrian Crossing Safety Improvement Program reduced in 2022-23 from \$446K to \$416K. DOWNS \$30K

Allocation for Intersection Upgrade George and Pomeroy Street reduced in 2022-23 from \$100K to \$40K. DOWNS \$60K

Allocation for Regional Cycleway Upgrade - RMS Grant reduced in 2022-23 from \$700K to \$400K. DOWNS \$300K, project deferred to 2023-24

Allocation for Clermont Lane - Parking Barrier reduced in 2022-23 from \$120K to \$5K. DOWNS \$115K, project deferred to 2023-24

Allocation for Greenlees Avenue - Design and Construct parking treatment reduced in 2022-23 from \$5K to \$0K. DOWNS \$5K

Allocation for Wellbank Street - Design car parking treatment reduced in 2022-23 from \$5K to \$0K. DOWNS \$5K

Allocation for Phillip Street - Construct car parking treatment reduced in 2022-23 from \$300K to \$10K. DOWNS \$290K, deferred to 2023-24

Allocation for Annual Lighting and Pole Renewal reduced in 2022-23 from \$333K to \$218K. DOWNS \$115K, \$100K moved to Lighting maintenance, with \$15K transferred to Lighting Priority works project.

Allocation for Pedestrian facilities around Russell Lea public School reduced in 2022-23 from \$225K to \$185K. DOWN \$40K, project completion deferred to 2023-24.

Allocation for Harris Road Pedestrian Crossing reduced in 2022-23 from \$20K to \$0K. DOWN \$20K, project deferred to 2023-24.

Allocation for Llewellyn Street Shared Path reduced in 2022-23 from \$10K to \$0K. DOWN \$10K, project deferred to 2023-24

---

**10 Swimming Pool UP \$29K**

Allocation for Cabarita Pool Renewals increase in 2022-23 from \$63K to \$76K. UP \$14K

Allocation for Cabarita Pool - Electric Heat Pump increase in 2022-23 from \$336K to \$351K. UP \$15K

---

**11 Land (Operational) UP \$1,705K**

A purchase of 8 Hilts Avenue, Strathfield, increase from \$145K to \$1,850K. UP \$1,705K

---

**12 Trees DOWN \$239K**

Allocation for Greening our City 2020 Round 2 reduced in 2022-23 from \$390K to \$330K. DOWN \$60K, rephased to 2023-24

Allocation for Greening our City Cooler Suburbs - Round 3 reduced in 2022-23 from \$794K to \$615K. DOWN \$179K

---

**13 Investment Properties UP \$4K**

Allocation for 283 Concord Road Divestment increase in 2022-23 from \$75K to \$79K. UP \$4K



City of Canada Bay

**Cash & investments budget review statement**

Budget review for the quarter ended 31 March 2023

**Cash & investments - Council Consolidated**

(\$'000's)

**Externally restricted <sup>(1)</sup>**

	Original budget 2022/23	Carry forwards	Changes Sep OBRs	Dec OBRs	Revised budget 2022/23	Variations for this Mar Qtr	Notes	Projected year end result	Actual YTD figures
Unexpended Loans	2,912	(205)			2,707	25	1	2,732	3,166
Contract Liabilities	3,822			14,517	18,339	109	2	18,448	22,134
Section 7.4	10,659	(6,144)		150	4,665	-		4,665	12,987
Section 7.11 & 7.12	20,792	(301)	1,789	1,806	24,086	(48)	3	24,038	24,884
Community Enhancement Plan	0		(1,702)		0	2		2	11
Unexpended Grants	1,702		(1,702)		0	179	4	179	657
Domestic Waste Management	14,339		4,909		19,248	96	5	19,344	19,862
Stormwater Management Levy	165	(53)		20	132	33	6	165	302
<b>Total externally restricted</b>	<b>54,392</b>	<b>(6,703)</b>	<b>4,996</b>	<b>16,493</b>	<b>69,178</b>	<b>396</b>		<b>69,574</b>	<b>84,003</b>

(1) Funds that must be spent for a specific purpose

**Internally restricted <sup>(2)</sup>**

Plant & Vehicle Replacement	812				812			812	2,455
Infrastructure Replacement	0				0			0	163
CEEP	(0)				(0)			(0)	32
Bonds and Deposits	11,429				11,429			11,429	11,660
Internal Loans	-				-			-	-
Financial Sustainability	911	(47)	(96)	(387)	381			381	943
Employee Leave Entitlements	2,206				2,206			2,206	2,206
Carry Over Works	2,649	(1,833)	363	956	2,135	612	7	2,747	4,953
Concord Oval	(0)				(0)			(0)	40
Drummoyne Oval	51				51			54	55
Investment Fund	8,482		2,554	2,625	13,661	(6,305)	8	7,356	9,551
Risk Management	-				-			-	-
Massey Park	62			(31)	31			31	32
Wellbank	884		(51)	(10)	833			833	851
Victoria Ave Childrens	204		(11)	(8)	185	(15)	9	170	195
Parking Meters	704			56	760	40	10	800	877
Workers Comp	-				-			-	-
Five Dock Leisure Centre	10				10			10	80
Water For Community	392				392			392	392
Election of Councillors	200				200			200	150
Affordable Housing	4,018				4,018			4,018	3,825
Parramatta River Catchment Group	342		(123)		219			219	276
Financial Assistance Grant Advance	2,136				2,136			2,136	533
Commercial Waste	4,926				4,926			4,926	4,926
<b>Total internally restricted</b>	<b>40,429</b>	<b>(1,880)</b>	<b>2,636</b>	<b>3,201</b>	<b>44,386</b>	<b>(5,665)</b>		<b>38,721</b>	<b>44,195</b>

(2) Funds that Council has earmarked for a specific purpose

**Unrestricted** (ie. available after the above Restrictions)

**Total Cash & investments**

	8,171	-	(184)	360	8,347	413		8,760	12,884
<b>Total Cash &amp; investments</b>	<b>102,992</b>	<b>(8,583)</b>	<b>7,448</b>	<b>20,054</b>	<b>121,911</b>	<b>(4,856)</b>		<b>117,055</b>	<b>141,082</b>

This statement forms part of Council's Quarterly Budget Review Statement (QBRs) for the quarter ended 31/03/2023 and should be read in conjunction with the total QBRs report.

City of Canada Bay

**Quarterly Budget Review Statement**  
for the period 01/01/23 to 31/03/23

**Cash & investments budget review statement**

**Investments**

Investments have been invested in accordance with Council's Investment Policy.

**Cash**

The Cash at Bank figure included in the Cash & Investment Statement totals \$141,082,337

This Cash at Bank amount has been reconciled to Council's physical Bank Statements.  
The date of completion of this bank reconciliation is 31/03/23

**Reconciliation status**

The YTD cash & investment figure reconciles to the actual balances held as follows:

	<b>\$ 000's</b>
Cash at bank (as per bank statements)	1,566
Investments on hand	139,516
<b>Reconciled cash at bank &amp; investments</b>	<u>141,082</u>
<b>Balance as per QBRs review statement:</b>	<u>141,082</u>
Difference:	-

**Recommended changes to revised budget**

Budget variations being recommended include the following material items:

<b>Notes</b>	<b>Details</b>
1	<b>Unexpended Loans UP \$25K</b> Cooper Street, Strathfield - Upgrade Works reserve balance increased UP \$25K
2	<b>Contract Liabilities UP \$109K</b> Net movements in grant funds already held by council in cash, UP \$109K
3	<b>Section 7.11 &amp; 7.12 DOWN \$48K</b>  <b>Developer Contributions. - S7.11 - Canada Bay DOWN \$174K</b> Wangal Reserve and Punt Park POM Actions reserve balance increased UP \$100K  176 George Street raising and overland flow path reserve balance increased UP \$100K  McIlwaine Park - River Activation reserve balance reduced by \$695K  Pedestrian Crossing Safety Improvement Program reserve balance increased UP \$30K  Canada Bay Bike Plan Implementation Program reserve balance increased UP \$50K  St Lukes Oval Rebuild reserve balance increased UP \$41K  Timbrell Park Sportsfield Upgrade reserve balance increased UP \$76K  Bayview Park Toilet - Design Phase - Knockdown & Rebuild reserve balance increased UP \$83K  Pedestrian facilities around Russell Lea public School reserve balance increased UP \$40K  <b>Developer Contributions. - S7.12 UP \$127K</b> Drummoyne Oval/ Taplin Stormwater re-use reserve balance increased UP \$12K  Renew Iron Cove Seawall- Sisters Bay to Birkenhead Point reserve balance increased UP \$80K  Timbrell Park POM & Masterplan reserve balance increased UP \$18K  Greening our City 2020 Round 2 reserve balance increased UP \$16K

<b>4</b>	<p><b>Unexpended Grants UP \$179K</b> Greening our City Cooler Suburbs - Round 3 reserve balance increased UP \$179K</p>
<b>5</b>	<p><b>Domestic Waste Management UP \$96K</b> Domestic Waste Management reserve balance increased UP \$251K, from operational savings in the delivery of Waste Service.  Saltwater Creek and Exile Bay Seawall naturalisation reserve balance reduced by \$155K</p>
<b>6</b>	<p><b>Stormwater Management Levy UP \$33K</b> Floodplains - Exile Bay Catchment FRMPS reserve balance increased UP \$33K</p>
<b>7</b>	<p><b>Carry Over Works UP \$612K</b> The Terrace - Embankment Stabilisation reserve balance increased UP \$50K  Annual Bridge Renewal Program reserve balance increased UP \$110K  Urban Canopy Street Tree Masterplan reserve balance increased UP \$45K  McIlwaine Park - River Activation reserve balance reduced by \$147K  St Lukes Oval Rebuild reserve balance increased UP \$3K  Clermont Lane - Parking Barrier reserve balance increased UP \$105K  Wellbank Street - Design car parking treatment reserve balance increased UP \$5K  Phillip Street - Construct car parking treatment reserve balance increased UP \$290K  Punt Park Tree Replacement reserve balance increased UP \$1K  Playground upgrade - Queen Elizabeth Park reserve balance increased UP \$35K  Greening our City 2020 Round 2 reserve balance increased UP \$16K  Create a Swimsite at Bayview Park reserve balance increased UP \$35K  Wellbank Street - design and construct parking treatment reserve balance reduced by \$5K  Funding allocated in 2022-23 for ECM project be restricted for use in 2023-24, UP \$68K.</p>
<b>8</b>	<p><b>Investment Fund DOWN \$6,305K</b> Delay in the sale of 10 Thornleigh Avenue Concord Divestment, reserve balance reduced by \$4,600K  Property acquisition for 8 Hills Avenue, Strathfield, reserve balance reduced by \$1,705K</p>
<b>9</b>	<p><b>Victoria Ave Childrens DOWN \$15K</b> Victoria Avenue Child Care Centre reserve balance reduced by \$15K, for parental leave</p>
<b>10</b>	<p><b>Parking Meters UP \$40K</b> On-Street-Parking Meters reserve balance increased UP \$25K  Clermont Lane - Parking Barrier reserve balance increased UP \$10K  Greenlees Avenue - Construct parking treatment near park reserve balance increased UP \$5K</p>

City of Canada Bay

**Contracts budget review statement**

Budget review for the quarter ended 31 March 2023

**Part A - Contracts listing - contracts entered into during the quarter**

Contractor	Contract detail & purpose	Purchase Order	Contract Number	Contract value	Start date
Downer EDI	Roads Program 2022-23	PU070331	000356	4,500,000	03/01/23
Ally Civil	Concord Traffic Facility Works Program	PU071591	000373	522,161	22/03/23
LT Urban Engineering Pty Ltd	Massey Park Landfill Protection	PU071131	000104	400,000	24/02/23
AMCO Gymnastics	Gymnastics Equipment for Five Dock Leisure Centre	PU071506	000366	330,000	17/03/23
Ezy-Pave	Raised Pedestrian Crossing and Lighting - Brent Street, Russell Lea Fredrick Street & Cabarita rd Concord Intersection pedestrian crossing upgrade.	PU071593	000372	177,953	22/03/23
KK Civil Engineering	Five Dock Leisure Centre Renovation - Roof Renewal	PU071406	000364	133,038	13/03/23
EIR Building & Maintenance Pty Ltd	Extension of contract - Innovor Solutions Pty Ltd for delivery of Phase 3 (final establishment) of the Project Management Office, Framework and PMO365 software updates.	PU071518	000315	117,796	17/03/23
Innovor Solutions Pty Ltd	Drummoyne - Russell Park - Pathway Lighting Construction	PU070539	000207	115,500	18/01/23
Rees Electrical Pty Ltd	Consultant - Project Management Office	PU070469	000353	110,000	12/01/23
The Chiswick Group Pty Ltd	Exlie Bay Flood Risk Management Study & Plan	PU071194	000362	110,000	28/02/23
GRC Hydro Pty Ltd	Tree Supply for Greening Our City Round 4 - 2023/24	PU070740	000061	106,500	02/02/23
Andreasens Green	Restoration Program	PU071114	000093	86,364	23/02/23
NSW Kerbing Pty Ltd	Vestone - Equipment lease - IT	PU071149	000112	81,969	27/02/23
Vestone Capital	Consultancy Agreement for Strategic Property Advice	PU071457	000249	81,873	14/03/23
Wycombe Consulting Pty Ltd		PU071547	000104	70,200	21/03/23
Urakawa Jenkins Pty Ltd T/A Urakawa Jenkins Architecture	Five Dock Leisure Centre Renovation	PU071481	000315	68,837	15/03/23
ETI Projects Pty Ltd	Livvi's Carousel Upgrade	PU071163	000287	65,870	27/02/23
Priority Infrastructure Projects Pty Ltd	Consultation - City Assets Strategic Planning & Advisory Services	PU071321	000365	65,455	07/03/23
Ally Civil	Health Street - Removal of Cycleway	PU071793	000376	62,287	31/03/23
EDP Consultants Pty Ltd	McIlwaine Park - Environmental Management	PU070799	000061	60,000	07/02/23
LT Urban Engineering Pty Ltd	Annual Storm Water Management Program	PU071342	000104	57,719	08/03/23
Ecoteq PTY LTD	Ecoteq Electric Zero Turn - Plant Item	PU070468	000111	57,300	12/01/23
NSW Gymnastics Association Inc	Affiliation Fees	PU070986	000061	56,325	17/02/23

Notes:

1. Minimum reporting level is 1% of estimated income from continuing operations of Council or \$50,000 - whatever is the lesser.
2. Contracts listed are those entered into during the quarter being reported and exclude contractors on Council's Preferred Supplier list.
3. Contracts for employment are not required to be included.

This statement forms part of Council's Quarterly Budget Review Statement (QBR) for the quarter ended 31/03/2023 and should be read in conjunction with the total QBR report

City of Canada Bay

**Quarterly Budget Review Statement**  
for the period 01/01/23 to 31/03/23**Consultancy & legal expenses budget review statement**

Consultancy &amp; legal expenses overview

<b>Expense</b>	<b>YTD expenditure (actual dollars)</b>	<b>Budgeted (Y/N)</b>
Consultancies	1,974,234	Y
Legal Fees	371,280	Y

**Definition of a consultant:**

A consultant is a person or organisation engaged under contract on a temporary basis to provide recommendations or high level specialist or professional advice to assist decision making by management. Generally it is the advisory nature of the work that differentiates a consultant from other contractors.

City of Canada Bay Council 31 March 2023 Capital Expenditure, excluding Loan Repayment

FINANCIAL YEAR: 2022-23

Projects	Portfolio Manager	Original Budget - ZPBUD	Period to : 9			Actuals
			Quarter 1 Budget - Changes including Carry Overs	Quarter 2 Budget - Changes	Quarter 3 Budget - Changes	
Buildings Renewal	Buildings	\$1,540,000	\$271,000	-\$200,000	-\$28,500	\$1,582,500
Beaconsfield Site - Green Corridor Establishment	Buildings	\$2,500,000	-\$2,450,000	\$0	\$0	\$32,985
Annual Building and Facility Accessibility Works Program	Buildings	\$107,800	\$67,973	\$0	\$0	\$86,214
Drummoyne Pool Lift Replacement	Buildings	\$0	\$0	\$0	\$0	\$93
Drummoyne Pool Renewals	Buildings	\$125,000	-\$62,500	\$0	\$0	\$59,661
Cabarita Pool Renewals	Buildings	\$125,000	-\$62,500	\$0	\$0	\$76,000
Design The Living Room - Livid's Place	Buildings	\$100,000	\$15,000	\$0	-\$8,600	\$96,400
Queen Elizabeth Park Toilet Block	Buildings	\$57,750	\$0	\$0	\$0	\$892
Public toilet - McIlwaine Park	Buildings	\$86,625	-\$86,625	\$0	\$0	\$0
Sustainability Program (Net Zero by 2030) - Buildings	Buildings	\$308,322	-\$161,000	\$0	-\$80,000	\$67,922
Bayview Park Toilet - Design Phase - Knockdown & Rebuild	Buildings	\$86,625	\$0	\$0	-\$83,175	\$3,500
Five Dock Leisure Centre Renovation	Buildings	\$1,200,000	\$121,000	\$0	-\$400,000	\$921,000
Cabarita Pool - Electric Heat Pump	Buildings	\$336,000	\$0	\$0	\$15,000	\$351,000
Five Dock Leisure Centre - Public Toilets	Buildings	\$0	\$0	\$0	\$400,000	\$400,000
	<b>Buildings Total</b>	<b>\$6,573,722</b>	<b>-\$2,347,652</b>	<b>-\$200,000</b>	<b>-\$171,725</b>	<b>\$3,854,346</b>
Five Dock Public Domain Streetscape (Stage 2 - Southern End)	City Projects	\$0	\$0	\$0	\$0	\$3,486
Goddard Park Amenities Building Upgrade	City Projects	\$1,442,192	\$1,442,192	\$587,000	\$0	\$2,029,192
Holiday Park - Automatic Toilet Installation	City Projects	\$0	\$100,000	\$0	\$0	\$100,000
Redevelopment of Concord Oval	City Projects	\$9,202,261	\$80,625	\$545,000	\$0	\$10,597,886
Charles Heath Reserve Upgrade	City Projects	\$3,817,022	-\$125,169	-\$2,000,000	-\$620,000	\$1,071,853
Timbrell Park Fields and Amenities Upgrade	City Projects	\$0	\$1,720,228	\$0	\$0	\$1,720,228
McIlwaine Park - River Activation	City Projects	\$5,137,019	\$454,504	-\$1,590,000	\$3,000,000	\$5,001,523
Rhodes Recreation Centre	City Projects	\$14,319,000	\$5,690,000	\$0	\$0	\$20,009,000
Major Projects - City Services and Assets	City Projects	\$1,730,783	\$0	\$370,000	\$0	\$2,100,783
Goddard Park Crib Wall remediation works	City Projects	\$270,000	\$375,000	\$0	\$0	\$1,380,408
Timbrell Park Sportsfield Upgrade	City Projects	\$1,000,000	-\$700,000	\$0	\$0	\$645,000
Concord Oval Recreation Centre Fit-out	City Projects	\$630,411	\$0	\$0	-\$100,000	\$31,911
ROCO Oval Furniture, Fixtures & Equipment	City Projects	\$500,000	\$0	\$0	\$0	\$342,162
Five Dock Leisure Centre Refurbishment	City Projects	\$121,000	-\$121,000	\$0	\$0	\$500,000
Drummoyne Shared Spaces	City Projects	\$2,500,000	\$488,692	\$0	\$0	\$2,988,692
Major Bay Reserve Recreation Precinct	City Projects	\$4,550,000	\$133,785	-\$3,183,785	-\$700,000	\$800,000
Birrell Park Park Works Building Renewal	City Projects	\$380,000	\$0	\$0	-\$380,000	\$0
Berram St Concord In Road Tree Planting	City Projects	\$0	\$150,000	\$0	\$0	\$150,000
	<b>City Projects Total</b>	<b>\$44,157,496</b>	<b>\$10,458,836</b>	<b>-\$7,271,785</b>	<b>\$1,200,000</b>	<b>\$48,544,547</b>
Fleet - Vehicles (Trucks, Utes, Trailers, Mowers)	Fleet Services	\$1,500,000	\$0	\$0	\$0	\$1,500,000
Fleet - Lease Back Vehicles (Sedans and Wagons)	Fleet Services	\$1,600,000	\$0	\$0	\$0	\$1,600,000
Small Plant - Engineering	Fleet Services	\$30,000	\$0	\$0	\$0	\$30,000
Small Plant - Parks & Gardens	Fleet Services	\$30,000	\$0	\$0	\$0	\$30,000
	<b>Fleet Services Total</b>	<b>\$3,160,000</b>	<b>\$0</b>	<b>\$0</b>	<b>\$0</b>	<b>\$3,160,000</b>
Business Paper and Minute Software Implementation	Information Systems	\$0	\$50,215	\$0	\$0	\$30,653
TechOne Cloud Migration	Information Systems	\$104,520	\$0	\$0	\$0	\$104,520
Canada Bay NICE inContact CXone Contact Centre	Information Systems	\$229,445	\$45,425	\$0	\$0	\$274,870
Concord Oval Website and IT Support	Information Systems	\$150,000	\$0	-\$39,465	\$0	\$110,535
Information Technology Projects	Information Systems	\$100,000	-\$0	-\$32,000	-\$118,000	\$0
Project Management Software	Information Systems	\$0	\$0	\$0	\$0	\$0
ECM Upgrade	Information Systems	\$0	\$0	\$0	\$0	\$0
	<b>Information Systems Total</b>	<b>\$583,966</b>	<b>\$95,640</b>	<b>-\$39,465</b>	<b>-\$68,000</b>	<b>\$582,161</b>
Concord Library Furniture and Fittings	Library and Community Services	\$28,212	\$0	\$0	\$0	\$28,212
Five Dock Library Furniture	Library and Community Services	\$13,620	-\$6,646	\$0	\$0	\$6,974
Library Audio/Visual	Library and Community Services	\$62,298	\$0	-\$24,848	\$0	\$37,450
Library Books	Library and Community Services	\$274,825	\$0	\$0	\$0	\$274,825
Library periodicals	Library and Community Services	\$48,363	\$0	-\$4,000	\$0	\$44,363
Library Cataloguing and Processing	Library and Community Services	\$111,226	\$0	\$774	\$0	\$112,000
The Learning Space - Furniture and Fittings	Library and Community Services	\$21,124	-\$10,512	\$0	\$0	\$10,612
Making the Most of Five Dock Library for the Community	Library and Community Services	\$209,803	\$0	\$0	\$0	\$209,803
AV Solution for Concord Library public Space	Library and Community Services	\$0	\$11,000	\$0	\$0	\$11,000
	<b>Library and Community Services Total</b>	<b>\$759,471</b>	<b>-\$6,158</b>	<b>-\$14,099</b>	<b>\$0</b>	<b>\$739,214</b>
Alphalt Roads	Other	\$0	\$0	\$0	\$0	\$0
	<b>Library and Community Services Total</b>	<b>\$759,471</b>	<b>-\$6,158</b>	<b>-\$14,099</b>	<b>\$0</b>	<b>\$739,214</b>
	<b>Other</b>	<b>\$0</b>	<b>\$0</b>	<b>\$0</b>	<b>\$0</b>	<b>\$18,624</b>

City of Canada Bay Council 31 March 2023 Capital Expenditure, excluding Loan Repayment

FINANCIAL YEAR: 2022-23

Projects	Portfolio Manager	Original Budget - 23PBUD	Period to : 19			Actuals
			Quarter 1 Budget - Changes including Carry Overs	Quarter 2 Budget - Changes	Quarter 3 Budget - Changes	
Ferragosto	Other	\$0	\$21,000	\$0	\$0	\$21,000
Other Total		\$0	\$21,000	\$0	\$0	\$39,624
Massey Park Bridge Renewal	Open Space	\$0	\$0	\$0	\$0	\$170
Annual Skateboard Park Renewal Program	Open Space	\$150,000	\$0	\$0	\$0	\$0
Wangai Reserve and Punt Park POM Actions	Open Space	\$134,503	\$0	-\$150,000	\$0	\$34,503
Hen & Chicken Bay Foreshore Upgrade	Open Space	\$500,000	-\$500,000	\$0	\$0	\$4,000
Drummoine Oval/Tapiin Stormwater re-use	Open Space	\$20,000	\$0	\$0	\$0	\$0
Annual Shade Renewal Program	Open Space	\$75,257	-\$75,257	\$0	-\$15,000	\$5,000
Annual Outdoor Exercise Equipment Program	Open Space	\$100,000	\$0	-\$100,000	\$0	\$0
Off-Leash Dog Area Upgrades	Open Space	\$40,000	\$0	-\$20,000	\$0	\$20,000
Deakin St Foreshore Access	Open Space	\$700,000	-\$330,000	\$0	\$0	\$20,000
Create a Swimsite at Bayview Park	Open Space	\$588,000	\$83,781	\$0	-\$145,000	\$526,781
Urban Canopy Street Tree Masterplan	Open Space	\$80,000	\$0	-\$35,000	\$0	\$45,000
Urban Canopy Tree Planting	Open Space	\$100,000	\$0	-\$35,000	\$0	\$65,000
Park Signage Audit & Renewal	Open Space	\$8,379	\$8,379	\$0	\$0	\$86,261
Parks Renewal Program - Non - Playground Equipment	Open Space	\$0	\$42,514	\$0	\$0	\$1,350
St Lukes Oval Rebuild	Open Space	\$100,000	\$0	\$0	\$0	\$100,000
Timbrell Park POM & Masterplan	Open Space	\$270,000	\$91,156	\$0	-\$205,156	\$83,432
Punt Park Tree Replacement	Open Space	\$25,000	\$0	\$0	\$0	\$156,000
Playground upgrade - Queen Elizabeth Park	Open Space	\$60,709	-\$16,000	\$0	\$0	\$7,000
Playground Accessibility Improvements	Open Space	\$575,000	\$145,257	\$0	-\$19,709	\$25,000
Playground upgrade - WA McInnes Reserve	Open Space	\$277,707	-\$93,000	\$0	-\$35,000	\$685,257
Playground upgrade - Brett Park	Open Space	\$50,000	\$0	-\$18,000	\$0	\$134,707
Pedestrian Access Mobility Plan Improvements	Open Space	\$100,000	\$0	-\$44,000	\$0	\$2,000
Urban Canopy - Asset Management	Open Space	\$150,000	\$0	-\$65,000	-\$86,522	\$19,478
Greening our City 2020 Round 2	Open Space	\$390,000	\$0	-\$7,000	\$0	\$78,000
Livli's Place - Playground Accessibility Improvements	Open Space	\$56,448	\$23,000	\$0	-\$60,000	\$330,000
Mill Park Half Basketball Court	Open Space	\$10,000	\$0	\$0	\$86,552	\$309,532
Howley Park East Upgrade	Open Space	\$1,903,826	-\$16,236	-\$1,825,770	\$0	\$160,000
Greening our City Cooler Suburbs - Round 3	Open Space	\$0	\$793,502	\$0	-\$42,820	\$19,000
Great North Road - Median strip Tree removal and re-Planting	Open Space	\$0	\$0	\$0	-\$178,502	\$14,320
Kohoda Deck Project	Open Space	\$0	\$99,722	\$0	\$0	\$99,722
Open Space Total		\$6,426,450	\$236,817	-\$2,597,770	-\$871,156	\$3,194,341
Property Strategy	Property Strategy	\$600,000	\$0	\$0	\$0	\$50,000
Property Strategy	Property Strategy	\$0	\$0	\$30,683	\$0	\$30,683
Property Strategy	Property Strategy	\$90,000	\$0	\$0	\$0	\$90,000
Property Strategy	Property Strategy	\$0	\$0	\$75,000	\$4,443	\$71,618
Property Strategy	Property Strategy	\$50,000	\$300,000	\$0	\$0	\$350,000
Property Strategy	Property Strategy	\$157,500	\$0	\$0	\$0	\$163,272
Property Strategy	Property Strategy	\$0	\$145,324	\$0	\$1,704,676	\$1,850,000
Property Strategy	Property Strategy	\$0	\$0	\$0	\$0	\$193,000
Property Strategy Total		\$897,500	-\$104,676	\$105,683	\$1,709,119	\$494,031
Annual Accessibility Works Program ( Bus Stop Upgrades etc)	Roads and Traffic	\$300,000	\$81,775	\$0	\$0	\$381,775
Annual Capital Works - Traffic Facilities Program	Roads and Traffic	\$200,000	\$0	\$0	\$0	\$200,000
Cooper Street, Strathfield - Upgrade Works	Roads and Traffic	\$0	\$50,000	\$0	-\$25,000	\$25,000
Annual Footpath Renewal Program	Roads and Traffic	\$560,000	\$0	\$0	\$0	\$560,000
Annual Kerb/Gutter Renewal Program	Roads and Traffic	\$207,500	\$200,000	\$0	\$0	\$407,500
Annual Regional Roads Program	Roads and Traffic	\$172,000	\$0	\$3,000	\$0	\$175,000
Annual Road Pavement Renewal Program	Roads and Traffic	\$933,800	\$55,715	\$47,500	\$0	\$1,037,015
Road Resurfacing Program	Roads and Traffic	\$2,000,000	\$18,024	\$0	\$0	\$2,018,024
Roads to Recovery Program	Roads and Traffic	\$400,000	\$0	\$0	\$0	\$400,000
The Terrace - Embankment Stabilisation	Roads and Traffic	\$750,000	\$25,304	-\$675,304	-\$50,000	\$50,000
Traffic Committee Initiatives	Roads and Traffic	\$40,000	\$0	\$0	\$0	\$40,000
Victoria Road, Drummoine - Public Domain design/construction	Roads and Traffic	\$202,000	\$0	-\$202,000	\$0	\$0
New Cycle Connection QEP and Burwood Park - UIAP	Roads and Traffic	\$218,961	\$0	\$0	\$0	\$218,961
Annual Bridge Renewal Program	Roads and Traffic	\$153,000	\$63,146	\$0	-\$110,000	\$106,146

City of Canada Bay Council 31 March 2023 Capital Expenditure, excluding Loan Repayment

FINANCIAL YEAR: 2022-23							Period to : 9	
Projects	Portfolio Manager	Original Budget - ZPBUD	Quarter 1 Budget - Changes Including Carry Overs	Quarter 2 Budget - Changes	Quarter 3 Budget - Changes	Revised Budget	Actuals	
Kerb Ramp Design at Burwood Rd and Crane St Concord	Roads and Traffic	\$0	\$89,327	\$0	-\$39,327	\$50,000	\$212	
Intersection Upgrade George and Pomeroy Street	Roads and Traffic	\$250,000	-\$150,000	\$0	-\$60,000	\$40,000	\$38,640	
Rhodes Station Public Domain Construction works	Roads and Traffic	\$0	\$43,071	-\$43,071	\$0	\$0	\$0	
Rhodes East Public Domain - Design Only	Roads and Traffic	\$250,000	-\$150,000	-\$100,000	\$0	\$0	\$0	
Regional Cycleway Upgrade - RMS Grant	Roads and Traffic	\$5,954,995	-\$4,000,000	-\$1,254,995	-\$300,000	\$400,000	\$356,771	
Canada Bay Bike Plan Implementation Program	Roads and Traffic	\$200,000	\$0	\$0	-\$120,000	\$80,000	\$9,578	
Tennysen Road, Mortlake Pedestrian Crossing	Roads and Traffic	\$0	\$0	\$0	\$0	\$0	\$759	
Clermont Lane - Parking Barrier	Roads and Traffic	\$120,000	\$0	\$0	-\$115,000	\$5,000	\$1,245	
Local Roads Heavy Patching Program	Roads and Traffic	\$636,540	\$93,084	\$0	\$0	\$729,624	\$211,316	
Greenlees Avenue - Design and Construct parking treatment	Roads and Traffic	\$11,000	\$0	\$6,000	-\$5,000	\$0	\$0	
Wellbank Street - Design car parking treatment	Roads and Traffic	\$10,000	\$0	-\$5,000	\$0	\$0	\$0	
Phillip Street - Construct car parking treatment	Roads and Traffic	\$300,000	\$0	\$0	-\$290,000	\$10,000	\$3,999	
Footpath Condition Data Collection	Roads and Traffic	\$0	\$0	\$0	\$0	\$0	\$1,178	
Federal Stimulus Road Safety Program School Zones	Roads and Traffic	\$0	\$65,065	\$0	\$0	\$65,065	\$66,593	
Mortlake LATM	Roads and Traffic	\$300,000	\$0	\$0	\$0	\$300,000	\$28,285	
Pamela Place & Brewer St Improvement works, Concord	Roads and Traffic	\$61,200	\$0	\$0	\$0	\$61,200	\$0	
Pedestrian facilities around Russell Lea public School	Roads and Traffic	\$450,000	\$0	-\$225,000	-\$40,000	\$185,000	\$600	
Five Dock Park - Car parking Upgrade - POM action item	Roads and Traffic	\$450,000	-\$450,000	\$0	\$0	\$0	\$0	
Lyons Road West Refuge Island	Roads and Traffic	\$0	\$0	\$10,000	\$0	\$10,000	\$0	
Harris Road Pedestrian Crossing	Roads and Traffic	\$0	\$0	\$20,000	\$0	\$20,000	\$0	
Trafalgar Parade Pedestrian Crossing	Roads and Traffic	\$0	\$0	\$10,000	\$0	\$10,000	\$0	
Llewellyn Street Shared Path	Roads and Traffic	\$0	\$0	\$10,000	-\$10,000	\$0	\$0	
Regional and Local Roads Repair Program (RLRRP)	Roads and Traffic	\$0	\$1,200,000	\$0	\$0	\$1,200,000	\$387,009	
<b>Roads and Traffic Total</b>		<b>\$15,080,996</b>	<b>-\$3,965,539</b>	<b>-\$1,210,870</b>	<b>-\$1,189,327</b>	<b>\$8,715,260</b>	<b>\$4,562,930</b>	
Drainage Renewal and Refining Program	Strategic Assets and Innovation	\$258,000	\$0	\$0	-\$50,000	\$208,000	\$98,195	
Seawalls-Remedial Works	Strategic Assets and Innovation	\$0	\$0	\$0	\$0	\$0	-\$113	
Annual Stormwater Management Program	Strategic Assets and Innovation	\$428,500	\$0	-\$44,734	\$50,000	\$433,766	\$391,222	
176 George Street raising and overland flow path	Strategic Assets and Innovation	\$1,400,000	-\$1,200,000	-\$80,000	-\$100,000	\$20,000	\$4,056	
Rhodes Foreshore Lighting Replacement	Strategic Assets and Innovation	\$454,049	\$0	\$108,000	\$0	\$562,049	\$537,451	
Renew Iron Cove Seawall- Sisters Bay to Birkenhead Point	Strategic Assets and Innovation	\$1,000,000	-\$800,000	\$0	-\$80,000	\$120,000	\$35,634	
Floodplains - Powells Creek East Catchment ES, FRMS, FRM	Strategic Assets and Innovation	\$258,978	\$58,621	\$0	-\$70,000	\$247,599	\$22,845	
Floodplains - Exile Bay Catchment FRMPS	Strategic Assets and Innovation	\$0	\$0	\$134,200	-\$100,000	\$34,200	\$9,763	
Pedestrian Crossing Safety Improvement Program	Strategic Assets and Innovation	\$890,000	-\$443,964	\$0	-\$30,000	\$416,036	\$172,306	
Birkenhead Point Seawall Upgrade	Strategic Assets and Innovation	\$607,000	-\$607,000	\$0	\$0	\$0	\$0	
Minor pit and Inlet - Drainage Renewal	Strategic Assets and Innovation	\$132,071	\$132,071	\$0	\$0	\$132,071	\$83,509	
Stormwater Pipe Inlet safety program	Strategic Assets and Innovation	\$19,795	\$19,795	-\$19,795	\$0	\$0	\$0	
Moila Concord Hospital Culvert Renewal	Strategic Assets and Innovation	\$6,650,000	-\$5,650,000	\$0	\$155,000	\$1,155,000	\$202,943	
Sailwater Creek and Exile Bay Seawall naturalisation	Strategic Assets and Innovation	\$490,000	\$0	\$0	-\$360,000	\$130,000	\$206	
Light Poles Priority Renewals	Strategic Assets and Innovation	\$0	\$147,810	\$0	\$15,000	\$162,810	\$40,525	
Annual Lighting and Pole Renewal	Strategic Assets and Innovation	\$333,000	\$0	\$0	-\$115,000	\$218,000	\$5,080	
LED upgrade to Council public domain lights	Strategic Assets and Innovation	\$333,000	\$0	-\$108,000	\$0	\$225,000	\$49,730	
Drainage SPEL SW0360 GPTNullawarra Ave and Mepunga ST	Strategic Assets and Innovation	\$145,000	\$33,000	\$0	\$0	\$33,000	\$33,000	
Armitage Reserve seawall renewal	Strategic Assets and Innovation	\$150,000	\$505,000	\$0	\$0	\$800,000	\$41,438	
<b>Strategic Assets and Innovation Total</b>		<b>\$12,793,478</b>	<b>-\$7,705,618</b>	<b>\$494,671</b>	<b>-\$685,000</b>	<b>\$4,897,531</b>	<b>\$1,727,790</b>	
Street Tree Program	Street Tree Program	\$250,000	\$77,297	\$0	\$0	\$327,297	\$222,232	
Street Tree Replacement Program	Street Tree Program	\$250,000	\$77,297	\$0	\$0	\$327,297	\$222,232	
<b>Street Tree Program Total</b>								
<b>Total</b>		<b>\$90,683,080</b>	<b>-\$3,240,053</b>	<b>-\$10,709,516</b>	<b>-\$90,187</b>	<b>\$76,643,323.39</b>	<b>\$41,415,160.97</b>	

Run Date: 11-May-2023



Attachment 1 – Investment Report April 2023



INVESTMENT REPORT APRIL 2023

Investment Report APRIL 2023

## Contents

April 2023 Investment Report.....	3
Statement of Cash Investments as of 30 April 2023 .....	3
Investment Transactions during April 2023 .....	7
Total Interest Received during April 2023.....	7
Statement of Consolidated Cash and Investments as of 30 April 2023.....	8
Comparative Graphs .....	9

Investment Report APRIL 2023

April 2023 Investment Report

Statement of Cash Investments as of 30 April 2023

STATEMENT OF CASH INVESTMENTS							
Maturity Date	Bank/Issuer	Long Term Rating	Fair Value	Term	Interest*	Issue Date	Investment Type
02/05/23	AMP Bank	BBB	\$2,000,000.00	180	1.00%	03/11/22	Term Deposits
04/05/23	MyState Ltd	Baa2	\$2,000,000.00	365	2.93%	04/05/22	Term Deposits
04/05/23	Commonwealth Bank of Australia	AA-	\$2,000,000.00	363	3.18%	06/05/22	Term Deposits
11/05/23	MyState Ltd	Baa2	\$2,000,000.00	188	4.30%	04/11/22	Term Deposits
18/05/23	Commonwealth Bank of Australia	AA-	\$3,000,000.00	146	4.18%	23/12/22	Term Deposits
25/05/23	Commonwealth Bank of Australia	AA-	\$2,000,000.00	125	4.12%	20/01/23	Term Deposits
31/05/23	Commonwealth Bank of Australia	AA-	\$1,000,000.00	159	4.22%	23/12/22	Term Deposits
31/05/23	AMP Bank	BBB	\$1,000,000.00	180	4.35%	02/12/22	Term Deposits
08/06/23	Commonwealth Bank of Australia	AA-	\$2,500,000.00	307	3.69%	05/08/22	Term Deposits
15/06/23	Auswide Bank Ltd	BBB+	\$2,000,000.00	190	4.45%	07/12/22	Term Deposits
23/06/23	National Australia Bank	AA-	\$3,000,000.00	365	0.60%	23/06/22	Term Deposits
29/06/23	Commonwealth Bank of Australia	AA-	\$3,000,000.00	188	4.31%	23/12/22	Term Deposits
29/06/23	Commonwealth Bank of Australia	AA-	\$2,000,000.00	133	4.37%	16/02/23	Term Deposits
06/07/23	Commonwealth Bank of Australia	AA-	\$2,500,000.00	335	3.74%	05/08/22	Term Deposits
06/07/23	Commonwealth Bank of Australia	AA-	\$2,000,000.00	180	4.36%	27/01/23	Term Deposits
13/07/23	Commonwealth Bank of Australia	AA-	\$2,000,000.00	188	4.41%	06/01/23	Term Deposits
17/07/23	Commonwealth Bank of Australia	AA-	\$3,000,000.00	197	0.60%	01/01/23	Term Deposits
20/07/23	National Australia Bank	AA-	\$2,000,000.00	90	4.35%	21/04/23	Term Deposits
28/07/23	National Australia Bank	AA-	\$3,000,000.00	364	0.65%	29/07/22	Term Deposits
03/08/23	National Australia Bank	AA-	\$2,000,000.00	367	0.65%	01/08/22	Term Deposits
10/08/23	Commonwealth Bank of Australia	AA-	\$2,000,000.00	202	4.25%	20/01/23	Term Deposits
07/09/23	Commonwealth Bank of Australia	AA-	\$2,500,000.00	216	4.39%	03/02/23	Term Deposits
14/09/23	Commonwealth Bank of Australia	AA-	\$2,500,000.00	197	4.75%	01/03/23	Term Deposits
21/09/23	Commonwealth Bank of Australia	AA-	\$2,000,000.00	203	4.63%	02/03/23	Term Deposits
28/09/23	Bank of Queensland	BBB+	\$2,000,000.00	209	4.63%	03/03/23	Term Deposits
28/09/23	Commonwealth Bank of Australia	AA-	\$2,000,000.00	209	4.63%	03/03/23	Term Deposits
05/10/23	National Australia Bank	AA-	\$2,000,000.00	210	4.65%	09/03/23	Term Deposits
23/10/23	AMP Bank	BBB	\$2,000,000.00	180	4.90%	26/04/23	Term Deposits
07/12/23	Commonwealth Bank of Australia	AA-	\$3,000,000.00	349	4.62%	23/12/22	Term Deposits
14/03/24	Commonwealth Bank of Australia	AA-	\$2,000,000.00	379	5.05%	01/03/23	Term Deposits
02/04/24	ING Bank	AAA	\$2,000,000.00	390	5.00%	09/03/23	Term Deposits
16/02/26	National Australia Bank	AA-	\$2,000,000.00	1096	1.04%	16/02/23	Term Deposits
20/10/23	Westpac Bank	AA-	\$1,500,000.00	183	4.53%	20/04/23	Tailored Deposits
30/10/23	Westpac Bank	AA-	\$1,000,000.00	367	1.11%	28/10/22	ESG TD
01/12/23	Westpac Bank	AA-	\$2,000,000.00	274	4.20%	02/03/23	ESG TD
19/02/24	Westpac Bank	AA-	\$1,000,000.00	364	4.47%	20/02/23	ESG TD
04/03/24	Westpac Bank	AA-	\$2,000,000.00	364	1.68%	06/03/23	ESG TD
14/11/24	Westpac Bank	AA-	\$1,500,000.00	640	1.62%	13/02/23	ESG TD
02/12/24	Westpac Bank	AA-	\$1,500,000.00	640	1.62%	03/03/23	ESG TD
17/02/25	Westpac Bank	AA-	\$2,000,000.00	728	2.02%	20/02/23	ESG TD
24/02/25	Westpac Bank	AA-	\$2,500,000.00	728	2.10%	27/02/23	ESG TD
20/11/25	Westpac Bank	AA-	\$1,500,000.00	1004	1.87%	20/02/23	ESG TD
17/02/26	Westpac Bank	AA-	\$2,500,000.00	1093	2.24%	20/02/23	ESG TD
24/02/26	Westpac Bank	AA-	\$2,000,000.00	1093	2.31%	27/02/23	ESG TD
03/03/26	Westpac Bank	AA-	\$2,000,000.00	1096	2.22%	03/03/23	ESG TD
16/08/23	Commonwealth Bank of Australia	AA-	\$1,500,000.00	1826	4.40%	16/08/18	Floating Rate Notes
08/02/24	ANZ Bank	AA-	\$1,500,000.00	1826	4.55%	08/02/19	Floating Rate Notes
29/08/24	ANZ Bank	AA-	\$1,500,000.00	1827	4.33%	29/08/19	Floating Rate Notes
14/11/24	Citibank	A+	\$1,000,000.00	1827	4.37%	14/11/19	Floating Rate Notes
12/02/25	Macquarie Bank	A+	\$2,000,000.00	1827	4.34%	12/02/20	Floating Rate Notes
06/05/25	Royal Bank of Canada	AAA	\$1,000,000.00	1096	4.06%	06/05/22	Floating Rate Notes
17/10/25	Suncorp Metway	AAA	\$1,000,000.00	1096	4.54%	17/10/22	Floating Rate Notes
09/12/25	Macquarie Bank	A+	\$2,000,000.00	1651	4.12%	02/06/21	Floating Rate Notes
13/01/26	Commonwealth Bank of Australia	AA-	\$1,500,000.00	1096	4.54%	13/01/23	Floating Rate Notes
24/02/26	Members Banking (RACQ Bank)	BBB+	\$2,300,000.00	1096	5.05%	24/02/23	Floating Rate Notes
15/06/26	Teachers Mutual Bank	BBB	\$850,000.00	1825	4.34%	16/06/21	Floating Rate Notes
19/08/26	ING Bank	AAA	\$500,000.00	1826	3.87%	19/08/21	Floating Rate Notes
18/08/27	Commonwealth Bank of Australia	AA-	\$1,100,000.00	1826	4.49%	18/08/22	Floating Rate Notes
13/01/28	Commonwealth Bank of Australia	AA-	\$1,600,000.00	1826	4.79%	13/01/23	Floating Rate Notes
19/01/28	Cooperative RABOBANK	A+	\$1,000,000.00	1826	4.86%	19/01/23	Floating Rate Notes
16/02/28	Westpac Bank	AA-	\$1,000,000.00	1826	4.47%	16/02/23	Floating Rate Notes
23/12/26	Commonwealth Bank of Australia	AA-	\$2,000,000.00	1917	4.10%	23/09/21	ESG FRN
15/12/23	NTTC	Aa3	\$2,000,000.00	1186	1.00%	15/09/20	Fixed Rate Bond
15/12/24	NTTC	Aa3	\$2,000,000.00	1206	1.00%	27/08/21	Fixed Rate Bond
15/06/25	NTTC	Aa3	\$2,000,000.00	1496	1.10%	11/05/21	Fixed Rate Bond
18/08/25	Commonwealth Bank of Australia	AA-	\$1,500,000.00	1096	4.20%	18/08/22	Fixed Rate Bond
24/08/26	Suncorp Metway	AAA	\$2,000,000.00	1587	3.25%	20/04/22	Fixed Rate Bond
	AMP Bank	BBB	\$1,018,635.47		4.05%		AMP 31Day Notice
	AMP Bank	BBB	\$1,000.00		1.50%		AMP 31Day Notice
	Macquarie Bank	A+	\$2,005,473.96		3.60%		Macquarie At Call
	Macquarie Bank	A+	\$6,015,204.64		3.40%		Macquarie At Call
	<b>30/04/23</b>		<b>\$132,790,314.07</b>				
	TOTAL INVESTMENTS at 31/03/2023		\$139,516,135.22				
	Net Increase/(Decrease) in Investments		(\$6,725,821.15)				

**Certificate of the Responsible Accounting Officer**

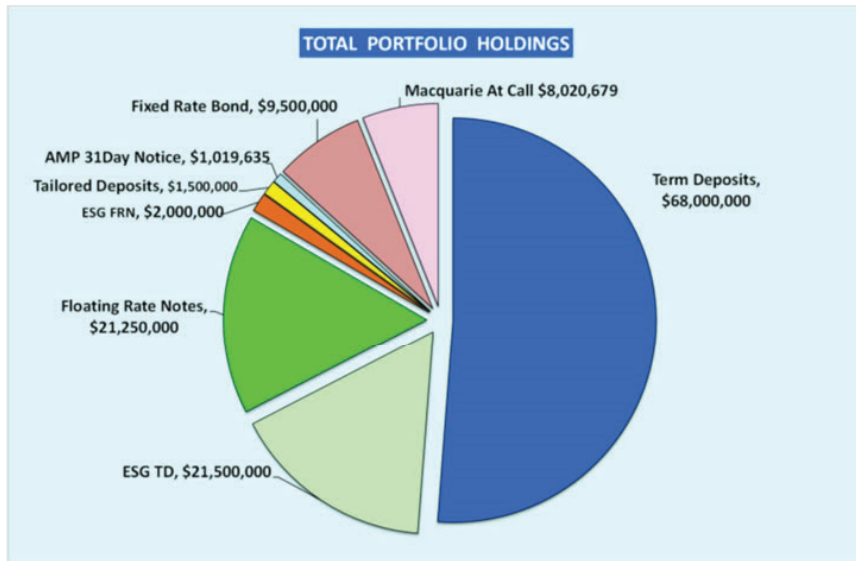
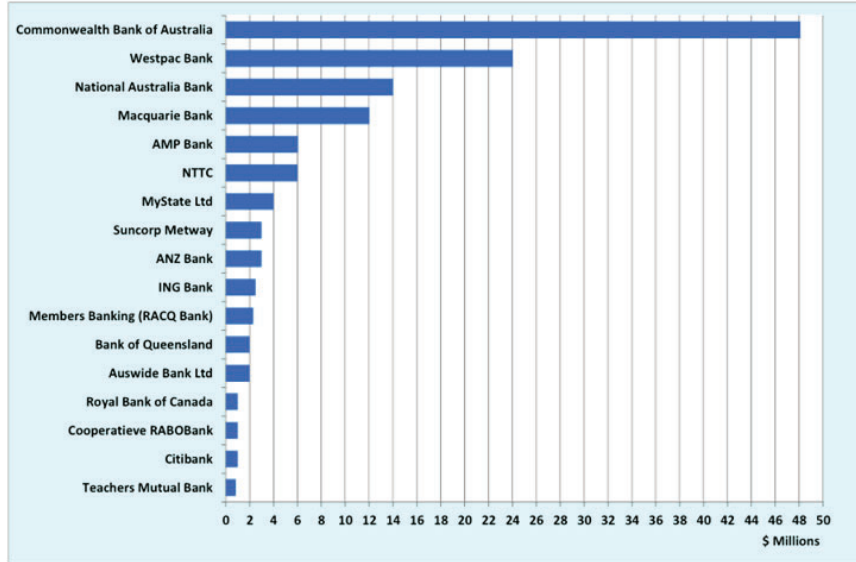
I certify that as at the date of this report, the investments listed have been made and are held in compliance with Council's Investment Policy and applicable legislation.

Evan Hutchings

Date: 05 May 2023

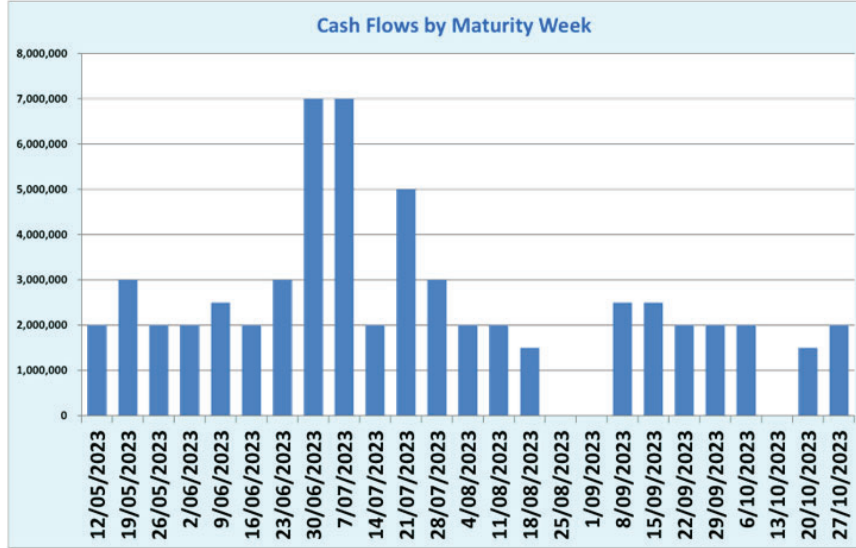
Investment Report APRIL 2023

Total Investment Deposits by Institution as of 30 April 2023



Investment Report APRIL 2023

Weekly cash flow forecast for 6 months as of 30 April 2023



Investment Report APRIL 2023

Individual Counterparty Limits for Term Deposits, Fixed Rate Notes, Floating Rate TDs, and FRNs as per Council Investment Policy

LT Ratings	ADI	Policy Limit	% of Portfolio
AA-	ANZ Bank	45%	2.26%
	Commonwealth Bank of Australia	45%	36.22%
	National Australia Bank	45%	10.54%
	Westpac Bank	45%	18.07%
Aa3	NTTC	45%	4.52%
AAA	Suncorp Metway	45%	2.26%
	ING Bank	45%	1.88%
	Royal Bank of Canada	45%	0.75%
A+	Macquarie Bank	30%	9.05%
	Cooperatieve RABOBank	30%	0.75%
	Citibank	30%	0.75%
BBB+	Members Banking (RACQ Bank)	10%	1.73%
	Bank of Queensland	10%	1.51%
Baa2	Auswide Bank Ltd	10%	1.51%
	MyState Ltd	10%	3.01%
BBB	Teachers Mutual Bank	5%	0.64%
	AMP Bank	5%	4.53%
	<b>Total Portfolio</b>		<b>100.00%</b>

Counter Party Class Limits for Term Deposits, Fixed Rate Notes, Floating Rate TDs, and FRNs as per Council's Investment Policy (excluding At Call Deposits)

Type Long Term	Holdings	Policy Limit	% Portfolio
AA-	\$89,100,000.00	45%	67.10%
Aa3	\$6,000,000.00	45%	4.52%
AAA	\$6,500,000.00	45%	4.89%
A+	\$14,020,678.60	30%	10.56%
A	\$0.00	30%	0.00%
BBB+	\$6,300,000.00	10%	4.74%
BAA2	\$4,000,000.00	10%	3.01%
BBB	\$6,869,635.47	5%	5.17%
BBB-	\$0.00	5%	0.00%
NR	\$0.00	0%	0.00%
<b>Total</b>	<b>\$132,790,314.07</b>		<b>100.00%</b>

Investment Report APRIL 2023

Investment Transactions during April 2023

Date	Transaction	Bank/Issuer	Type	Term	Int Rate	Amount	Interest Paid
31/03/2023	Balance	Investment Balance Fair Value				\$139,516,135.22	
6/04/2023	Maturity	Commonwealth Bank of Australia	Term Deposits	169	3.83%	(\$3,000,000.00)	\$53,200.27
12/04/2023	Sale	The Toronto-Dominion Bank	Floating Rate Notes	1096	4.36%	(\$2,000,000.00)	\$6,520.00
13/04/2023	Maturity	Westpac Bank	Term Deposits	364	1.89%	(\$3,000,000.00)	\$56,544.66
13/04/2023	Reset	Commonwealth Bank of Australia	Floating Rate Notes	1096	4.21%	(\$1,500,000.00)	\$15,586.03
13/04/2023	Reset	Commonwealth Bank of Australia	Floating Rate Notes	1826	4.46%	(\$1,500,000.00)	\$16,510.68
13/04/2023	Reset	Commonwealth Bank of Australia	Floating Rate Notes	1096	4.54%	\$1,500,000.00	
13/04/2023	Reset	Commonwealth Bank of Australia	Floating Rate Notes	1826	4.79%	\$1,500,000.00	
17/04/2023	Reset	Suncorp Metway	Floating Rate Notes	1096	4.20%	(\$1,000,000.00)	\$10,365.78
17/04/2023	Reset	Suncorp Metway	Floating Rate Notes	1096	4.54%	\$1,000,000.00	
19/04/2023	Reset	Cooperative RABOBANK	Floating Rate Notes	1826	4.49%	(\$1,000,000.00)	\$11,058.90
19/04/2023	Reset	Cooperative RABOBANK	Floating Rate Notes	1826	4.86%	\$1,000,000.00	
20/04/2023	Maturity	Commonwealth Bank of Australia	Term Deposits	182	3.94%	(\$2,000,000.00)	\$39,292.05
20/04/2023	Reset	Westpac Bank	ESG TD	183	4.53%	\$1,500,000.00	
20/04/2023	Reset	Westpac Bank	ESG TD	273	4.53%	(\$1,500,000.00)	\$16,754.79
21/04/2023	Maturity	Commonwealth Bank of Australia	Term Deposits	133	3.95%	(\$1,000,000.00)	\$14,393.15
21/04/2023	Purchase	National Australia Bank	Term Deposits	90	4.35%	\$2,000,000.00	
26/04/2023	Maturity	Westpac Bank	Term Deposits	180	4.00%	(\$2,000,000.00)	\$38,794.52
26/04/2023	Purchase	AMP Bank	Term Deposits	180	4.90%	\$2,000,000.00	
27/04/2023	Maturity	National Australia Bank	Term Deposits	181	4.00%	(\$1,000,000.00)	\$19,835.62
	Activity	Macquarie Bank	At Call (Macquarie)		3.60%	\$5,473.97	\$5,473.97
	Activity	Macquarie Bank	At Call (Macquarie)		3.40%	\$3,268,172.89	\$15,320.43
	Activity	AMP Bank 31Day Notice	At Call (AMP)		4.05%	\$3,408.66	\$3,408.66
	Activity	AMP Business Saver	At Call (AMP)		1.50%	(\$2,876.67)	\$4.94
30/04/2023		EOM Balance			Total	\$132,790,314.07	\$323,064.45

Total Interest Received during April 2023

Ledger Account	Type	April
102623-1465-40068	Investments	\$298,856.45
102623-1465-40067	At Call Accounts	\$24,208.00
	<b>Sub-Total</b>	<b>\$323,064.45</b>
102623-1465-40066	General Bank Account	\$6,071.89
	<b>Total</b>	<b>\$329,136.34</b>

Investment Report APRIL 2023

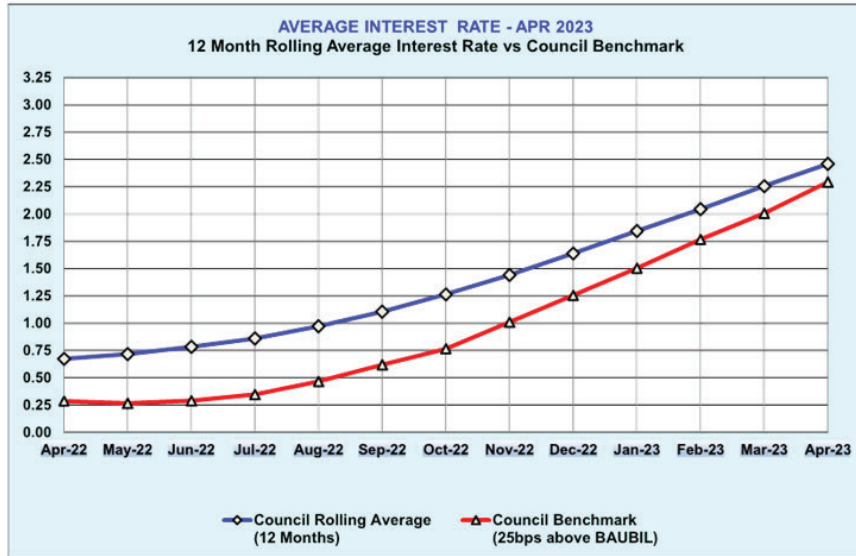
Statement of Consolidated Cash and Investments as of 30 April 2023

Consolidated Cash & Investments	
<b>Cash &amp; Investments</b>	
Cash At Bank as at 30 April 2023	\$2,118,891.23
Investments at Fair Value as at 30 April 2023	\$132,790,314.07
<b>Total Cash &amp; Investments</b>	<b><u>\$134,909,205.30</u></b>
The above cash and investments are comprised of:	
<b>Externally Restricted Reserves</b>	
Externally restricted reserves refer to funds received that are restricted by externally imposed requirements for expenditure on specific purposes. Externally restricted reserves include unexpended developer contributions under Sections 7.11 and 7.12.	
<b>Total External Restrictions</b>	<b>\$84,003,668.02</b>
<b>Internally Restricted Reserves</b>	
Internally restricted reserves are funds restricted in the use by resolution or policy of Council	
<b>Total Internal Restrictions</b>	<b>\$44,193,945.00</b>
<b>Unrestricted Cash &amp; Investments</b>	
<b>Total Unrestricted Cash &amp; Investments</b>	<b>\$6,711,592.28</b>
<b>Total Cash &amp; Investments</b>	<b><u>\$134,909,205.30</u></b>
<p><b>Note: At the time of this report, developer contributions have yet to be finalised for Apr 2023</b></p>	



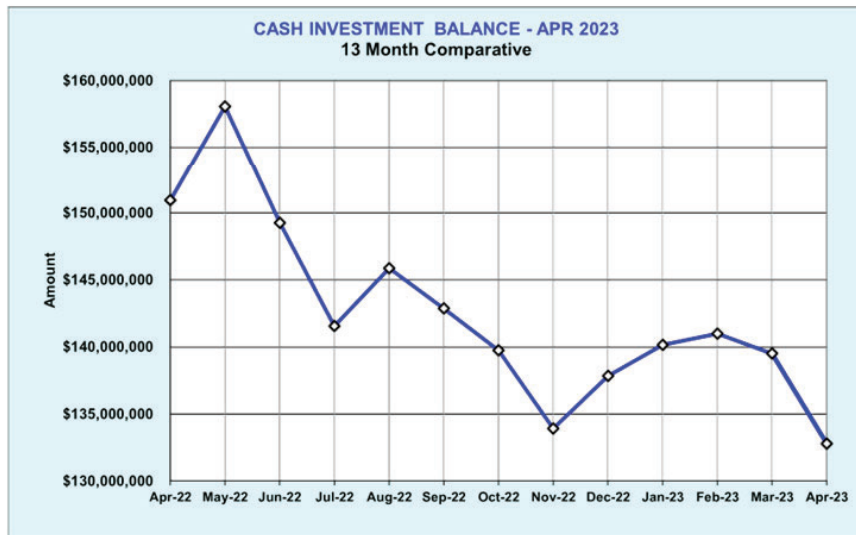
Investment Report APRIL 2023

Comparative Graphs

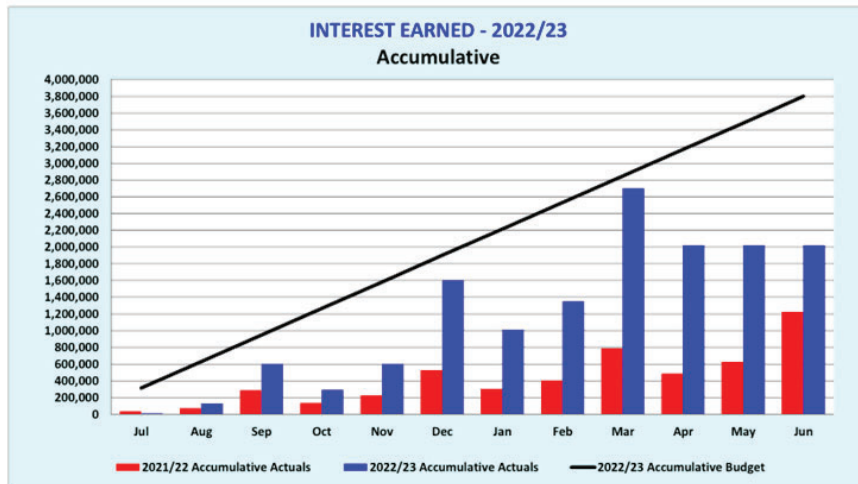
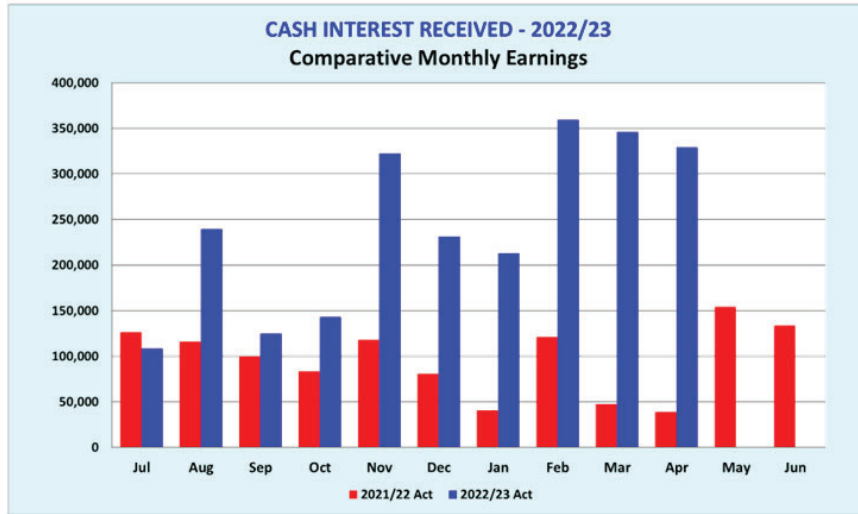


The BAUBIL (Bloomberg Ausbond Bank Bill) Index is engineered to measure the Australian money market by representing a passively managed short term money market portfolio. This index is comprised of 13 synthetic instruments defined by rates interpolated from the RBA 24-hour cash rate, 1M BBSW, and 3M BBSW.

The Annual Average BAUBIL plus 25bps (a quarter of 1 percent) forms Council's benchmark rate against which Council's actual investment returns are compared.



Investment Report APRIL 2023



Investment Report APRIL 2023

This page has been left intentionally blank.